

Table of Contents

Table of Contents – June 20, 2023 Regular Meeting

AGENDA

C.1 Minutes Regular Meeting May 20, 2023

C.2 June Treasurers Report

C.3 District Calendar and Task List

C.4 District Administrator's Personal Time Log

C.5 Mail Log

C.6 Disbursements

C.7 HdL Sales Tax Report

D.3 SMHC EMS Financials

D.4 District Administrator's Report



North Hays County Emergency Services District #1



P.O. Box 1604, Dripping Springs, TX. 78620

NOTICE OF PUBLIC MEETING

In compliance with the provisions of Chapter 551, Texas Government Code, notice is hereby given of a Regular Meeting of the Board of Emergency Services Commissioners of North Hays County Emergency Services District No. 1 to be held at North Hays County Emergency Services District No. 1 Building, 111 EMS Drive, Dripping Springs, Texas, 78620 on Tuesday, June 20, 2023, at 5:15 PM in compliance with the Texas Open Meetings Act. The following agenda items will be considered, and action taken as appropriate:

A. CALL TO ORDER

B. CITIZEN COMMUNICATION

Any individual may make a presentation relevant to the business of the District after executing the proper form, which may be obtained from the Secretary. Individual members may now speak to the Board of Emergency Services Commissioners for not more than three (3) minutes on items not on the current agenda for a collective total of fifteen (15) minutes.

Public comment on items on the agenda will be called by the presiding officer and will take place before Board discussion and consideration of the item. Individual members of the public may speak for not more than three (3) minutes per item on the agenda for a total of fifteen (15) minutes per agenda item.

C. CONSENT AGENDA

All items listed under the Consent Agenda are considered routine by the Commissioners and will be enacted by one motion. There will be no separate discussion of these items unless requested by a Commissioner, in which event, the item will be removed from the consent agenda and considered separately.

1. Approve and accept the minutes for the Regular Board Meeting on May 16, 2023
2. Approve and accept the June 2023 Treasurer's Report
3. Consider acknowledgement of the District Calendar and Task List
4. Consider acknowledgement of the District Administrator's Personal Time Log
5. Approve and accept the June 2023 mail log
6. Approve and accept June 2023 Disbursements
7. Approve and accept HdL Sales Tax Report

D. REPORTS

1. AGCM Construction Update
2. North Hays County Fire/Rescue (NHCFR)
3. San Marcos Hays County EMS (SMHC EMS)
4. District Administrator

E. COMMITTEE UPDATES

1. Community Outreach Committee (Dement & Luddy)
2. Website/Facebook Committee (Debish & Luddy)
3. Finance Committee (Debish & Dement)
4. Budget & Long-Range Planning Committee (Lane & Debish)
5. Future property acquisitions and stations (Nelson & Lane)
6. Public Information Officer (Nelson)



North Hays County Emergency Services District #1



P.O. Box 1604, Dripping Springs, TX. 78620

F. STANDING AGENDA ITEMS

1. Legal update. Input from and legal questions for John Carlton

G. NEW BUSINESS

1. Discussion and possible action on Starfire Electric failure to pay supplier

ADJOURNMENT

*In accordance with the Texas Open Meetings Act, any response to a public comment that is made on an item that is not on the published final agenda will be limited to a statement of factual information or a statement of existing policy given in response to the public comment. Any deliberation or decision by the Board must be limited to a proposal to place the subject on a future agenda.

The Board may retire to Executive Session any time between the meeting's opening and adjournment for the purpose of consultation with legal counsel pursuant to Section 551.071 of the Texas Government Code; discussion of personnel matters pursuant to Section 551.074 of the Texas Government Code; discussion of real estate acquisition pursuant to Section 551.072 of the Texas Government Code and/or discussion of security personnel and/or security devices pursuant to Section 551.076 of the Texas Government Code. Action, if any, will be taken in open session.

North Hays County Emergency Services District No. 1 is committed to compliance with the Americans with Disabilities Act. Reasonable modifications and equal access to communications will be provided upon request. Please call Doug Fowler, District Administrator, North Hays County Emergency Services District No. 1 at (512) 829-4356 for information. Hearing impaired or speech disabled persons equipped with telecommunication devices for the deaf may utilize the statewide Relay Texas Program by dialing 7-1-1 or 1-800-735-2988.



North Hays County Emergency Services District #1

P.O. Box 1604, Dripping Springs, TX. 78620



MINUTES OF MAY 16, 2023 MEETING

Commissioners Present

President Dennis Lane
Vice President Bob Luddy
Treasurer Darrell Debish
Assistant Treasurer Staci Dement

Commissioners Absent

Secretary Cristina Nelson

Others Present

Comptroller Pamela Reynolds, SMHC EMS
Accountant Kayla Cochran, SMHC EMS
District Administrator Doug Fowler, North Hays EMS
Assistant Chief Matt Weinberg, SMHC EMS
Fire Chief Scott Collard, North Hays ESD 6
Justin Waggoner, Touchstone District Services
Michael Willet, Touchstone District Services

Others Present via Teleconference

Ryan Rosborough, AGCM

A. CALL TO ORDER – 5:00 pm

B. CITIZEN COMMUNICATION - None

C. CONSENT AGENDA

1. Approve and accept the minutes for the Regular Board Meeting on April 18, 2023
2. Approve and accept the minutes for the Special Board Meeting on May 2, 2023
3. Approve and accept the May 2023 Treasurer’s Report
4. Consider acknowledgement of the District Calendar and Task List
5. Consider acknowledgement of the District Administrator’s Response Activity Report
6. Consider acknowledgement of the District Administrator’s Personal Time Log
7. Approve and accept the May 2023 mail log
8. Approve and accept May 2023 Disbursements
9. Approve and accept HdL Sales Tax Report

Motion by Commissioner Luddy to approve Consent Agenda minus C.9. 2nd by Commissioner Dement. Motion passed unanimously.

Commissioner Debish explained items from the Disbursements Log. After discussion the following action was taken:

Motion by Commissioner Debish to approve C.9. 2nd by Commissioner Dement. Motion passed unanimously.

D. REPORTS

1. Ryan Rosborough with AGCM Construction Update

Ryan via phone introduced Brian Fruge who will be taking the lead during the construction phase. Brian and Ryan reviewed the owners contingency and Flynn Construction contingency. Given the cost of the pavers for both sites the owners contingency needed to move \$200,000 to Flynn Construction contingency to avoid a change order which would delay overall construction. The Board agreed to take the following action:

Motion by Commissioner Debish to move \$200,000 from the owners contingency line item to Flynn Construction contingency line item. 2nd by Commissioner Luddy. Motion passed unanimously.



North Hays County Emergency Services District #1



P.O. Box 1604, Dripping Springs, TX. 78620

2. North Hays County Fire/Rescue (NHCFR)

Chief Collard reported for the first time since covid they have no vacancies. Hiring has been a challenge for over three years. Chief Collard also reported the annual audit was successfully completed, and construction continues with renovations and repairs at station 69, 75, and 85.

3. San Marcos Hays County EMS (SMHC EMS)

Chief Weinberg reported on the following:

- *Call volume data*
- *5 Paramedic graduations this past week*
- *Working on a satellite paramedic certification class – 15 EMT's are currently signed up for the class*
- *Financial report*

a. Strategic Analysis Discussion

Chief Smith could not attend the meeting and this item will carry over to June

4. District Administrator

a. Tax cap election and monthly activity report

D.A. Fowler discussed the following:

- *Tax Cap Election report*
- *Construction progress*
- *New chassis are both at Frazer. Units scheduled to be complete by the end of June*
- *Founders Day activities*
- *88th Legislature and HB1775 status*

E. COMMITTEE UPDATES

1. Community Outreach Committee (Dement & Luddy)

D.A. Fowler reported on the article in DS Community Impact discussing the tax cap election.

2. Website/Facebook Committee (Debish & Luddy)

Nothing new to report.

3. Finance Committee (Debish & Dement)

Nothing new to report.

4. Budget & Long-Range Planning Committee (Lane & Debish)

Commissioner Lane highlighted areas in the long-range plan he believes need further review. A meeting with Susan Curran Accounting was requested. D.A Fowler will schedule the meeting.

5. Future property acquisitions and stations (Nelson & Lane)

Nothing new to report.

6. Public Information Officer (Nelson)

Nothing new to report.

F. STANDING AGENDA ITEMS

1. Legal update. Input from and legal questions for John Carlton

Tax cap election documents are provided with the supplemental agenda.



North Hays County Emergency Services District #1



P.O. Box 1604, Dripping Springs, TX. 78620

G. NEW BUSINESS

1. Discussion and possible action on the purchase of two dining and one conference table for new facilities
The board reviewed the table designs from Oui Craft. The following action was taken:

Motion by Commissioner Debish to purchase 4 tables from Oui Craft in an amount not to exceed \$12,000. 2nd by Commissioner Luddy. Motion passed unanimously.

2. Discussion and possible action on the tax preparation calendar, budget guidance, and tax rate approval process.

Motion by Commissioner Debish to approve the Tax Preparation Calendar. 2nd by Commissioner Dement. Motion passed unanimously.

3. Review Resolution Regarding Public Participation at Open Meetings and make changes as appropriate

Motion by Commissioner Lane to Approve the resolution regarding public participation at open meetings. 2nd by Commissioner Luddy. Motion passed unanimously.

4. *See supplemental agenda for election items*

ADJOURNMENT – 7:07 pm



North Hays County Emergency Services District #1



P.O. Box 1604, Dripping Springs, TX. 78620
NORTH HAYS COUNTY EMERGENCY SERVICES DISTRICT NO. 1
SUPPLEMENTAL MEETING AGENDA

May 16, 2023

TO: THE BOARD OF COMMISSIONERS OF NORTH HAYS COUNTY EMERGENCY SERVICES DISTRICT NO. 1 AND ALL OTHER INTERESTED PERSONS:

Notice is hereby given that the Board of Commissioners of North Hays County Emergency Services District No. 1 will hold a meeting at 5:00 p.m., on Tuesday, May 16, 2023, at 111 EMS Drive, Dripping Springs, Texas. The following matters will be considered and may be acted upon at the meeting:

1. Canvass returns of the May 6, 2023 election;

Motion by Commissioner Luddy to approve the canvass of returns. 2nd by Commissioner Debish.

Motion passed unanimously.

2. Adopt an Order Canvassing the Returns and Declaring the Results of the North Hays County Emergency Services District No. 1 May 6, 2023 Election; and

Motion by Commissioner Lane to adopt the order canvassing the returns and declaring the results of the North Hays County Emergency Services District No. 1 May 6, 2023 election. 2nd by Commissioner Dement.

Motion passed unanimously.

3. Any other matters in connection with the District's May 6, 2023 Election.

No action was taken on this item.

NORTH HAYS COUNTY
EMERGENCY SERVICES DISTRICT #1
Treasurer's Report

CATEGORY	May-23		YTD May 2023			FY 2023		ACTUAL			
	Curr Month Amt	Curr Month Budget	YTD Amount	YTD Budget	% of Budget	Year-End Projection \$	FY 2023 Budget	FY 2022	FY 2021	FY 2020	FY 2019
1 Property Tax Revenue	18,253	26,719	3,281,457	3,298,028	99.5%	3,342,306	3,358,877	2,625,451	2,225,041	1,928,286	1,716,041
2 Sales Tax Revenue	198,176	200,068	1,630,263	1,397,328	116.7%	2,402,935	2,170,000	2,208,037	2,175,595	1,142,583	723,381
3 Other Income	70,134	833	441,418	6,667	6620.9%	644,751	210,000	122,204	9,264	27,611	51,305
4 EMS & Other Costs of Services Exp	(186,913)	(190,151)	(1,513,502)	(1,539,395)	98.3%	(2,519,107)	(2,545,000)	(1,567,874)	(1,552,289)	(1,522,104)	(1,233,530)
5 Operating Expenses	(30,444)	(48,337)	(296,764)	(412,269)	72.0%	(510,461)	(625,966)	(441,642)	(456,151)	(331,185)	(289,114)
6 Net Results of Operations	69,207	(10,868)	3,542,873	2,750,359	128.8%	3,360,424	2,567,911	2,946,176	2,401,460	1,245,191	968,083
7 Short Term Projects	-	-	-	-	-	-	-	-	-	(14,496)	-
Net Income	69,207	(10,868)	3,542,873	2,750,359	128.8%	3,360,424	2,567,911	2,946,176	2,401,460	1,230,695	968,083
8 Capital Expenditures	(312,478)	-	(1,944,313)	(13,914,000)	-	(13,914,000)	(13,914,000)	(1,724,633)	(319,628)	(3,685)	(321,993)
Non-Cash Adjustments-Accts Receivable & Payable	-	-	-	-	-	-	-	7,789,251	(702)	-	-
9 Total Cash Increase/(Decrease)	(243,271)	(10,868)	1,598,560	(11,163,641)	-	(10,553,576)	(11,346,089)	9,010,794	2,081,130	1,227,010	646,090
10 Total Cash Balance			15,908,807			3,756,669	2,964,157	14,310,246	5,299,453	3,218,323	1,991,313
11 Reserved Cash - Loan Proceeds			-			-	-	(7,500,000)	-	(256,836)	(108,777)
12 Reserved Cash for Capital Expenditures	(312,478)		(11,969,687)					(177,867)	-	(485,000)	(400,000)
13 Reserved Cash - Emergency Fund			(2,600,000)			(2,600,000)	(2,600,000)	(800,000)	(800,000)	(782,068)	(680,449)
14 Unreserved Cash/(Shortfall)			1,339,120			1,156,669	364,157	5,832,379	4,499,453	1,694,419	802,087

NOTES - FISCAL YEAR ENDING 09/30/23

- * Property Tax Revenue (Line 1) - Property Tax Revenue is minimal throughout the remainder of the fiscal year. YTD Property Tax Revenue is just shy of budget.
- * Sales Tax Revenue (Line 2) - Sales Tax Revenue fell slightly less than budget in May, but exceeds budget by 16.7% YTD.
- * Other Income (Line 3) - This is primarily interest earnings on the TexPool account.
- * EMS & Other Costs of Services (Line 4) - This is the cost of the EMS contract.
- * Operating Expenses (Line 5) - YTD Total Payroll costs are currently about \$44k less than budget, YTD Equipment Repairs and Maintenance is \$13k less than budget, YTD Legal Fees expense is currently \$32k over budget, YTD Community Communications expense is \$34k under budget and Total YTD Administrative expenses are \$75k under budget. YTD 111 EMS Facility expenses are \$20k under budget, YTD Sawyer Ranch Facility expenses are \$121k under budget, and Total YTD Facility expenses are \$37k under budget. Overall YTD Operating expenses are \$116k less than budget.
- * Net Results of Operations (Line 6) - Actual Net Results of Operations were \$80k more favorable than budget in May and \$793k more favorable YTD. This is primarily due to Sales Tax Revenue of \$233k in excess of budget, Interest Income of \$435k in excess of budget and total Operating Expenses that are \$116k under budget.
- * Capital Expenditures (Line 8) - For FY23, \$13,914,000 has been planned for capital spending of which \$312,478 was spent in April and \$1,944,313 has been spent YTD. See Capital Additions details under the Other Expenses section of the financial statements. These items will be moved to Balance Sheet Assets and Liabilities categories at fiscal year end.
- * Total Cash Increase/(Decrease) (Line 9) - Total Cash decreased by \$243,271 during the month.
- * Total Cash Balance (Line 10) - The current Total Cash Balance is \$15,908,807.
- * Reserved Cash for Capital Expenditures (Line 12) - \$11,969,687 remains in the balance of Reserved Cash for Capital Expenditures planned for FY23.
- * Reserved Cash - Emergency Fund (Line 13) - The \$2,600,000 reserve balance is calculated to cover 6 months of operating expenses including EMS and other service costs.
- * Unreserved Cash (Line 14) - The current Unreserved Cash balance is \$1,339,120. Because Property Tax Revenue is minimal through the remainder of the year, Net Income is expected to show operating losses each month. The budget shows \$182k of Net Income losses through the remainder of the fiscal year which will reduce the Unreserved Cash balance.

NORTH HAYS COUNTY
EMERGENCY SERVICES DISTRICT #1
Treasurer's Report

RECONCILED ACCOUNT BALANCES

	ENDING BALANCES	23-May	23-April	23-March	23-February
1	Prosperity -8523 (Checking)	25,785.78	115,601.69	110,496.89	109,338.47
2	Prosperity - 8515 (Money Market)	157,992.92	139,461.70	113,250.69	168,964.80
6	Tex Pool (Investment)	15,725,028.05	15,897,014.66	16,034,173.06	15,649,971.67
	TOTAL	15,908,806.75	16,152,078.05	16,257,920.64	15,928,274.94



NORTH HAYS COUNTY EMERGENCY SERVICE
DISTRICT No.1
P.O. BOX 1604
DRIPPING SPRINGS TX 78620

19606

STATEMENT SUMMARY

Public Fund Contractual Ckg w Int Account No ****8523

Table with 4 columns: Date, Description, Amount, and Days in Statement Period. Rows include Beginning Balance, Deposits/Other Credits, Checks/Other Debits, Ending Balance, and Total Enclosures.

DEPOSITS/OTHER CREDITS

Table with 3 columns: Date, Description, and Amount. Rows include ACH Deposit 590, Deposit, and Accr Earning Pymt Added to Account.

CHECKS

Table with 9 columns: Check Number, Date, Amount, Check Number, Date, Amount, Check Number, Date, Amount. Lists various check transactions.

OTHER DEBITS

Table with 3 columns: Date, Description, and Amount. Lists various debit transactions including ADP Tax and PAY WAGE PAY.

TOTAL OVERDRAFT FEES

Table with 3 columns: Description, Total For This Period, and Total Year-to-Date. Shows Total Overdraft Fees and Total Return Item Fees.



0000

102151 : 01960601



NHCESD #1

1010 Prosperity Chkng 8523, Period Ending 05/31/2023

RECONCILIATION REPORT

Reconciled on: 06/01/2023

Reconciled by: Becca Peterson

Any changes made to transactions after this date aren't included in this report.

Summary

USD

Statement beginning balance	124,268.19
Interest earned	18.65
Checks and payments cleared (27)	-532,709.11
Deposits and other credits cleared (2)	444,750.00
Statement ending balance	36,327.73

Uncleared transactions as of 05/31/2023	-10,541.95
Register balance as of 05/31/2023	25,785.78

Details

Checks and payments cleared (27)

DATE	TYPE	REF NO.	PAYEE	AMOUNT (USD)
04/17/2023	Check	2815	North Hays County Fire/Resc...	-2,000.00
04/17/2023	Check	2812	Susan Curran Financial	-537.50
04/17/2023	Check	2825	Touchstone District Services	-3,350.00
04/17/2023	Check	2827	HdL Companies	-2,779.00
05/11/2023	Check	ach050123.1	ADP Tax	-1,478.73
05/11/2023	Check	ach050123.2	ADP Tax	-81.38
05/11/2023	Check	ach050123.3	ADP Wage Pay	-3,691.04
05/12/2023	Check	ach050123.4	ADP Fees	-177.20
05/15/2023	Check	2835	The Carlton Law Firm, P.L.L.C.	-407.50
05/15/2023	Check	2834	San Marcos Hays County EM...	-186,912.64
05/15/2023	Check	2838	Firehouse Eleven K, LLC	-3,500.00
05/15/2023	Check	2855	San Marcos Daily Record	-610.33
05/15/2023	Check	2850	Flynn Construction Inc	-275,296.51
05/15/2023	Check	2839	North Hays County Fire/Resc...	-2,000.00
05/15/2023	Check	2840	Time Warner Cable BC	-278.67
05/15/2023	Check	2841	Pedernales Electric Co-Op	-627.90
05/15/2023	Check	2842	Dripping Springs Water Suppl...	-84.01
05/15/2023	Check	2843	AT&T Mobility	-238.41
05/15/2023	Check	2854	Westnet	-23,567.80
05/15/2023	Check	2845	AG/CM, Inc	-11,314.00
05/15/2023	Check	2846	Sparkletts	-267.73
05/15/2023	Check	2847	San Marcos Hays County EM...	-60.00
05/15/2023	Check	2848	Clements Maintenance	-300.00
05/15/2023	Check	2849	San Marcos Hays County EM...	-7,962.50
05/19/2023	Check	ach050123.5	ADP Fees	-177.20
05/26/2023	Check	ach050123.7	ADP Wage Pay	-3,487.87
05/26/2023	Check	ach050123.6	ADP Tax	-1,521.19

Total -532,709.11

Deposits and other credits cleared (2)

DATE	TYPE	REF NO.	PAYEE	AMOUNT (USD)
05/16/2023	Deposit		Transfer	440,000.00
05/17/2023	Deposit		City of Dripping Springs	4,750.00

Total 444,750.00

Additional Information

Uncleared checks and payments as of 05/31/2023

DATE	TYPE	REF NO.	PAYEE	AMOUNT (USD)
05/15/2023	Check	2837	HOT IT, LLC	-407.00
05/15/2023	Check	2856	Prosperity Bank	-15.54
05/15/2023	Check	2851	SAFE-D	-3,165.00
05/15/2023	Check	2853	Terracon	-2,300.00
05/15/2023	Check	2836	Susan Curran Financial	-1,054.41
05/15/2023	Check	2852	Touchstone District Services	-3,350.00
05/15/2023	Check	2844	Purple Penguin Cleaning	-250.00
Total				-10,541.95



NORTH HAYS COUNTY EMERGENCY SERVICE
DISTRICT No.1
P.O. BOX 1604
DRIPPING SPRINGS TX 78620

19605

STATEMENT SUMMARY

Public Fund Contractual Money Mkt Account No ****8515

Table with 4 columns: Date, Description, Amount, and Days in Statement Period. Rows include Beginning Balance, Deposits/Other Credits, Checks/Other Debits, and Ending Balance.

DEPOSITS/OTHER CREDITS

Table with 3 columns: Date, Description, and Amount. Rows include ACH Deposit Hays County Tax and Accr Earning Pymt Added to Account.

TOTAL OVERDRAFT FEES

Table with 3 columns: Description, Total For This Period, and Total Year-to-Date. Rows include Total Overdraft Fees and Total Return Item Fees.

DAILY ENDING BALANCE

Table with 6 columns: Date, Balance, Date, Balance, Date, Balance. Shows ending balances for 05-01, 05-10, and 05-31.


EARNINGS SUMMARY

** Below is an itemization of the Earnings paid this period. **

Table with 4 columns: Description, Amount, Description, Amount. Rows include Interest Paid This Period, Interest Paid YTD, Annual Percentage Yield Earned, Days in Earnings Period, and Earnings Balance.

0000

101141 : 01960501



NHCESD #1

1012 Prosperity MM Acct 8515, Period Ending 05/31/2023

RECONCILIATION REPORT

Reconciled on: 06/01/2023

Reconciled by: Becca Peterson

Any changes made to transactions after this date aren't included in this report.

Summary

USD

Statement beginning balance	139,461.70
Interest earned	278.31
Checks and payments cleared (0)	0.00
Deposits and other credits cleared (1)	18,252.91
Statement ending balance	157,992.92

Register balance as of 05/31/2023 157,992.92

Details

Deposits and other credits cleared (1)

DATE	TYPE	REF NO.	PAYEE	AMOUNT (USD)
05/10/2023	Deposit		Hays County Tax Assessor-C...	18,252.91

Total 18,252.91

TexPool Participant Services
1001 Texas Avenue, Suite 1150
Houston, TX 77002



NORTH HAYS COUNTY ESD 1
GENERAL FUND
ATTN DENNIS LANE
PO BOX 1604
DRIPPING SPGS TX 78620-1604

Participant Statement

Statement Period 05/01/2023 - 05/31/2023

Customer Service 1-866-TEX-POOL
Location ID 000077715
Investor ID 000006831

TexPool Update

Keep up to date with the latest market talk from our portfolio managers and strategists by visiting the Insights page of TexPool.com.

TexPool Summary						
Pool Name	Beginning Balance	Total Deposits	Total Withdrawals	Total Interest	Current Balance	Average Balance
Texpool Prime	\$15,897,014.66	\$198,175.86	\$440,000.00	\$69,837.53	\$15,725,028.05	\$15,785,832.55
Total Dollar Value	\$15,897,014.66	\$198,175.86	\$440,000.00	\$69,837.53	\$15,725,028.05	

Portfolio Value

Pool Name	Pool/Account	Market Value (05/01/2023)	Share Price (05/31/2023)	Shares Owned (05/31/2023)	Market Value (05/31/2023)
Texpool Prime	590/1050500001	\$15,897,014.66	\$1.00	15,725,028.050	\$15,725,028.05
Total Dollar Value		\$15,897,014.66			\$15,725,028.05

Interest Summary

Pool Name	Pool/Account	Month-to-Date Interest	Year-to-Date Interest
Texpool Prime	590/1050500001	\$69,837.53	\$307,269.68
Total		\$69,837.53	\$307,269.68

Transaction Detail

Texpool Prime

Participant: NORTH HAYS COUNTY ESD 1

Pool/Account: 590/1050500001

Transaction Date	Settlement Date	Transaction Description	Transaction Dollar Amount	Share Price	Shares This Transaction	Shares Owned
05/01/2023	05/01/2023	BEGINNING BALANCE	\$15,897,014.66	\$1.00		15,897,014.660
05/12/2023	05/12/2023	DIRECT DEPOSIT	\$198,175.86	\$1.00	198,175.860	16,095,190.520
05/15/2023	05/16/2023	ACH WITHDRAWAL	\$440,000.00-	\$1.00	440,000.000-	15,655,190.520
05/31/2023	05/31/2023	MONTHLY POSTING	\$69,837.53	\$1.00	69,837.530	15,725,028.050
Account Value as of 05/31/2023			\$15,725,028.05	\$1.00		15,725,028.050

NHCESD #1

1100 Tex Pool Investments, Period Ending 05/31/2023

RECONCILIATION REPORT

Reconciled on: 06/02/2023

Reconciled by: Becca Peterson

Any changes made to transactions after this date aren't included in this report.

Summary

USD

Statement beginning balance.....	15,897,014.66
Checks and payments cleared (1).....	-440,000.00
Deposits and other credits cleared (2).....	268,013.39
Statement ending balance.....	15,725,028.05

Register balance as of 05/31/2023..... 15,725,028.05

Details

Checks and payments cleared (1)

DATE	TYPE	REF NO.	PAYEE	AMOUNT (USD)
05/16/2023	Deposit		Transfer	-440,000.00
Total				-440,000.00

Deposits and other credits cleared (2)

DATE	TYPE	REF NO.	PAYEE	AMOUNT (USD)
05/12/2023	Deposit		Hays County Tax Assessor-C...	198,175.86
05/31/2023	Deposit			69,837.53
Total				268,013.39

NHCESD #1

Budget Overview: FY2022_2023 - FY23 P&L

October 2022 - September 2023

	OCT 2022	NOV 2022	DEC 2022	JAN 2023	FEB 2023	MAR 2023	APR 2023	MAY 2023	JUN 2023	JUL 2023	AUG 2023	SEP 2023	TOTAL
Income													
Income													\$0
4000 Property Tax Revenue - NHESD 1	2,574	7,731	206,833	1,845,719	816,098	326,530	65,823	26,719	23,970	11,487	14,339	11,052	\$3,358,877
4010 Sales Tax Revenue	159,950	185,536	175,479	188,185	193,602	153,038	141,471	200,068	177,717	200,369	209,282	185,304	\$2,170,000
4015 Interest Earned	833	833	833	833	833	833	833	833	833	833	833	833	\$10,000
Total Income	163,357	194,101	383,145	2,034,737	1,010,534	480,400	208,127	227,620	202,521	212,690	224,455	197,189	\$5,538,877
Total Income	\$163,357	\$194,101	\$383,145	\$2,034,737	\$1,010,534	\$480,400	\$208,127	\$227,620	\$202,521	\$212,690	\$224,455	\$197,189	\$5,538,877
Cost of Goods Sold													
Cost of Services													\$0
5005 Contract - EMS	208,333	208,333	208,333	208,333	208,333	208,333	208,333	208,333	208,333	208,333	208,333	208,333	\$2,500,000
5006 Insurance Coverage Adj	0	-18,181	-18,181	-18,182	-18,182	-18,182	-18,182	-18,182	-18,182	-18,182	-18,182	-18,182	\$ -200,000
Total 5005 Contract - EMS	208,333	190,152	190,152	190,151	190,151	190,151	190,151	190,151	190,151	190,151	190,151	190,151	\$2,300,000
5010 Signal Agreement Expense	0	0	0	0	0	0	0	0	0	0	45,000	0	\$45,000
Total Cost of Services	208,333	190,152	190,152	190,151	190,151	190,151	190,151	190,151	190,151	190,151	235,151	190,151	\$2,345,000
Total Cost of Goods Sold	\$208,333	\$190,152	\$190,152	\$190,151	\$190,151	\$190,151	\$190,151	\$190,151	\$190,151	\$190,151	\$235,151	\$190,151	\$2,345,000
GROSS PROFIT	\$ -44,976	\$3,949	\$192,993	\$1,844,586	\$820,383	\$290,249	\$17,976	\$37,469	\$12,369	\$22,538	\$ -10,697	\$7,038	\$3,193,877
Expenses													
6000 Administrative Expenses													\$0
6005 ESD-CEO/Administrator	7,917	7,917	7,917	7,917	7,917	7,917	7,917	7,917	7,917	7,917	7,917	7,917	\$95,000
6010 Executive Assistant	2,167	2,167	2,167	2,167	2,167	2,167	2,167	2,167	2,167	2,167	2,167	2,167	\$26,000
6012 Administrative Assistant	2,083	2,083	2,083	2,083	2,083	2,083	2,083	2,083	2,083	2,083	2,083	2,083	\$25,000
6015 Payroll Tax Exp	3,333	3,333	3,333	3,333	3,333	3,333	3,333	3,333	3,333	3,333	3,333	3,333	\$40,000
6055 Opticom Lease	0	0	0	0	0	0	0	0	0	0	7,000	0	\$7,000
6060 Repair/Maint - Equipment	1,667	1,667	1,667	1,667	1,667	1,667	1,667	1,667	1,667	1,667	1,667	1,667	\$20,000
6065 Auditing	0	0	0	0	7,875	0	0	0	0	0	0	0	\$7,875
6070 Accounting Services	1,500	1,500	1,500	1,500	1,500	1,500	1,500	1,500	1,500	1,500	1,500	1,500	\$18,000
6075 Payroll Services	417	417	417	417	417	417	417	417	417	417	417	417	\$5,000
6080 Legal Fees Exp	1,667	1,667	1,667	1,667	1,667	1,667	1,667	1,667	1,667	1,667	1,667	1,667	\$20,000
6085 Sales Tax Mgmt Exp	3,750	0	0	3,750	0	0	3,750	0	0	3,750	0	0	\$15,000
6090 Website & Social Media Maint	750	750	750	750	750	750	750	750	750	750	750	750	\$9,000
6105 Community Communications Exp	8,750	8,750	8,750	8,750	8,750	8,750	8,750	8,750	8,750	8,750	8,750	8,750	\$105,000
6110 Telephone/Communications Exp	417	417	417	417	417	417	417	417	417	417	417	417	\$5,000
6112 Training/Continuing Ed Exp	833	833	833	833	833	833	833	833	833	833	833	833	\$10,000
6115 Travel Exp	500	500	500	500	500	500	500	500	500	500	500	500	\$6,000
6120 Office Exp	2,083	2,083	2,083	2,083	2,083	2,083	2,083	2,083	2,083	2,083	2,083	2,083	\$25,000
6125 Dues and Subscriptions Exp	458	458	458	458	458	458	458	458	458	458	458	458	\$5,500
6130 Postage Exp	17	17	17	17	17	17	17	17	17	17	17	17	\$200
6135 Licenses and Permits Exp	2	2	2	2	2	2	2	2	2	2	2	2	\$20
6140 Bank Service Charges Exp	0	0	0	0	0	0	50	0	0	0	0	0	\$50
6145 Appraisal District Fees Exp	0	0	3,200	0	0	3,200	0	0	3,200	3,200	0	3,200	\$16,000
6150 Miscellaneous Exp	500	500	500	500	500	500	500	500	500	500	500	500	\$6,000
6199 Fuel Exp	125	125	125	125	125	125	125	125	125	125	125	125	\$1,500
Total 6000 Administrative Expenses	38,935	35,185	38,385	38,935	43,060	38,385	38,985	35,185	38,385	42,135	42,185	38,385	\$468,145
7000 Facility Expenses													
7000 Facility Expenses													\$0
7100 District Level (111 EMS Dr)													\$0
7102 Repair/Maint Bldg (111 EMS)	3,333	3,333	3,333	3,333	3,333	3,333	3,333	3,333	3,333	3,333	3,333	3,333	\$40,000
7104 Insurance - Bldg (111 EMS)	564	564	564	564	564	564	564	564	564	564	564	564	\$6,771

NHCESD #1

Budget Overview: FY2022_2023 - FY23 P&L

October 2022 - September 2023

	OCT 2022	NOV 2022	DEC 2022	JAN 2023	FEB 2023	MAR 2023	APR 2023	MAY 2023	JUN 2023	JUL 2023	AUG 2023	SEP 2023	TOTAL
7106 Electric (111 EMS)	183	183	183	183	183	183	183	183	183	183	183	183	\$2,200
7108 Gas (111 EMS)	125	125	125	125	125	125	125	125	125	125	125	125	\$1,500
7110 Water (111 EMS)	183	183	183	183	183	183	183	183	183	183	183	183	\$2,200
Total 7100 District Level (111 EMS Dr)	4,389	4,389	4,389	4,389	4,389	4,389	4,389	4,389	4,389	4,389	4,389	4,389	\$52,671
7200 Station 71 (EMS Dr)													\$0
7206 Electric - 71 (EMS)	367	367	367	367	367	367	367	367	367	367	367	367	\$4,400
7208 Gas - 71 (EMS)	333	333	333	333	333	333	333	333	333	333	333	333	\$4,000
7210 Water - 71 (EMS)	92	92	92	92	92	92	92	92	92	92	92	92	\$1,100
Total 7200 Station 71 (EMS Dr)	792	792	792	792	792	792	792	792	792	792	792	792	\$9,500
7300 US 290 E Location													\$0
7301 Rent - US 290 E	3,563	3,563	3,563	3,563	3,563	3,563	3,563	3,563	3,563	3,563	3,563	3,563	\$42,750
7302 Repair/Maint - US 290 E	417	417	417	417	417	417	417	417	417	417	417	417	\$5,000
7306 Electric - US 290 E	367	367	367	367	367	367	367	367	367	367	367	367	\$4,400
Total 7300 US 290 E Location	4,346	4,346	4,346	4,346	4,346	4,346	4,346	4,346	4,346	4,346	4,346	4,346	\$52,150
7400 Sawyer Ranch Fire Station													\$0
7401 Rent - Sawyer Rch	2,500	2,500	2,500	2,500	2,500	2,500	2,500	2,500	2,500	2,500	2,500	2,500	\$30,000
7402 Repair/Maint - Sawyer Rch	208	208	208	208	208	208	208	208	208	208	208	208	\$2,500
7406 Electric - Sawyer Rch	917	917	917	917	917	917	917	917	917	917	917	917	\$11,000
Total 7400 Sawyer Ranch Fire Station	3,625	3,625	3,625	3,625	3,625	3,625	3,625	3,625	3,625	3,625	3,625	3,625	\$43,500
Total 7000 Facility Expenses	13,152	13,152	13,152	13,152	13,152	13,152	13,152	13,152	13,152	13,152	13,152	13,152	\$157,821
Total Expenses	\$52,087	\$48,337	\$51,537	\$52,087	\$56,212	\$51,537	\$52,137	\$48,337	\$51,537	\$55,287	\$55,337	\$51,537	\$625,966
NET OPERATING INCOME	\$ -97,063	\$ -44,388	\$141,456	\$1,792,499	\$764,171	\$238,712	\$ -34,161	\$ -10,868	\$ -39,168	\$ -32,748	\$ -66,033	\$ -44,499	\$2,567,911
Other Expenses													
8000 Capital Additions													\$0
8010 District Office - Construction	1,785,000	0	0	0	0	0	0	0	0	0	0	0	\$1,785,000
8070 Equipment	800,000	0	0	0	0	0	0	0	0	0	0	0	\$800,000
Total 8000 Capital Additions	2,585,000	0	0	0	0	0	0	0	0	0	0	0	\$2,585,000
8400 NRR12													\$0
8410 RR12 - Construction	5,057,500	0	228,200	0	0	0	0	0	0	0	0	0	\$5,285,700
Total 8400 NRR12	5,057,500	0	228,200	0	0	0	0	0	0	0	0	0	\$5,285,700
8500 Heritage Oaks (EStation)													\$0
8510 Heritage Construction	5,057,500	0	0	0	0	0	0	0	0	0	0	0	\$5,057,500
8512 Land - (Heritage)	300,000	0	0	0	0	0	0	0	0	0	0	0	\$300,000
8520 Bldg - Loan (Heritage)	0	0	260,800	0	0	0	0	0	0	0	0	0	\$260,800
8530 Architect - (Heritage)	300,000	0	0	0	0	0	0	0	0	0	0	0	\$300,000
8540 Construction Project Mgr - (Heritage)	125,000	0	0	0	0	0	0	0	0	0	0	0	\$125,000
Total 8500 Heritage Oaks (EStation)	5,782,500	0	260,800	0	0	0	0	0	0	0	0	0	\$6,043,300
Total Other Expenses	\$13,425,000	\$0	\$489,000	\$0	\$0	\$0	\$0	\$0	\$0	\$0	\$0	\$0	\$13,914,000
NET OTHER INCOME	\$ -13,425,000	\$0	\$ -489,000	\$0	\$0	\$0	\$0	\$0	\$0	\$0	\$0	\$0	\$ -13,914,000
NET INCOME	\$ -13,522,063	\$ -44,388	\$ -347,544	\$1,792,499	\$764,171	\$238,712	\$ -34,161	\$ -10,868	\$ -39,168	\$ -32,748	\$ -66,033	\$ -44,499	\$ -11,346,089

Note

No Assurance Provided

NHCESD #1

Balance Sheet

As of May 31, 2023

	TOTAL
ASSETS	
Current Assets	
Bank Accounts	
1010 Prosperity Chkng 8523	25,785.78
1012 Prosperity MM Acct 8515	157,992.92
1100 Tex Pool Investments	15,725,028.05
Total Bank Accounts	\$15,908,806.75
Other Current Assets	
1200 Taxes Receivable (net)	
1220 Due from Tax Collector	8,684.00
1240 Taxes Receivable	27,676.00
1205 Allowance for Uncollectible	(2,101.00)
Total 1240 Taxes Receivable	25,575.00
Total 1200 Taxes Receivable (net)	34,259.00
1500 Other Current Assets	
1550 Prepaid Expenses	15,997.00
Other Current Assets - Misc	3,818.00
Security Deposit	3,300.00
Total 1500 Other Current Assets	23,115.00
Total Other Current Assets	\$57,374.00
Total Current Assets	\$15,966,180.75
Fixed Assets	
1600 Capital Assets	
1610 Buildings & Leaseholds	
Building (Central Station)	131,050.00
Leasehold Improvements	
1695 East Station Imprvmnts	58,068.00
Total Leasehold Improvements	58,068.00
Total 1610 Buildings & Leaseholds	189,118.00
1625 Vehicles	
Ambulances	
Unit 551 - Ambulance	275,245.00
Unit 551 - Equipment	207,140.76
Unit 571 - Ambulance	26,729.65
Unit 572 - Ambulance	170,089.44
Unit 572 - Ambulance	140,456.76
Unit Misc - Other	95,381.39
Total Ambulances	915,043.00
Total 1625 Vehicles	915,043.00
1650 Machine & Equipment	
Electronic Equipment	260,530.70
Other Equipment	150,404.00
Radio Equipment	233,834.00
	6,972.30

NHCESD #1

Balance Sheet

As of May 31, 2023

	TOTAL
Total 1650 Machine & Equipment	651,741.00
1675 Furniture & Fixtures	9,095.00
1690 Land	
1692 Land (Central Station)	65,870.00
1694 Heritage Oaks (Lot 99)	764,069.00
RR12 Land	207,845.03
Total 1690 Land	1,037,784.03
Total 1600 Capital Assets	2,802,781.03
1699 Less Accumulated Depreciation	(1,098,161.00)
1700 Construction in Progress	465,208.00
Total Fixed Assets	\$2,169,828.03
TOTAL ASSETS	\$18,136,008.78
LIABILITIES AND EQUITY	
Liabilities	
Current Liabilities	
Other Current Liabilities	
Accts Payable	35,822.00
Total Other Current Liabilities	\$35,822.00
Total Current Liabilities	\$35,822.00
Long-Term Liabilities	
Accrued Interest	142,578.00
Heritage Oaks Loan	300,000.00
NP Extraco Bank	7,500,000.00
Total Long-Term Liabilities	\$7,942,578.00
Total Liabilities	\$7,978,400.00
Equity	
Equity	
3100 Net Investments in Capital Assets	2,169,828.00
Total Equity	2,169,828.00
Fund Balance	6,389,220.68
Net Income	1,598,560.10
Total Equity	\$10,157,608.78
TOTAL LIABILITIES AND EQUITY	\$18,136,008.78

Note

No Assurance Provided

NHCESD #1

Budget vs. Actuals: FY2022_2023 - FY23 P&L

October 2022 - May 2023

	TOTAL			
	ACTUAL	BUDGET	OVER BUDGET	% OF BUDGET
Income				
Income				
4000 Property Tax Revenue - NHESD 1	3,281,456.76	3,298,027.76	-16,571.00	99.50 %
4010 Sales Tax Revenue	1,630,263.18	1,397,328.06	232,935.12	116.67 %
4015 Interest Earned (Invest Inc)	441,417.90	6,666.68	434,751.22	6,621.26 %
Total Income	5,353,137.84	4,702,022.50	651,115.34	113.85 %
Total Income	\$5,353,137.84	\$4,702,022.50	\$651,115.34	113.85 %
Cost of Goods Sold				
Cost of Services				
5005 Contract - EMS	1,586,303.52	1,666,666.68	-80,363.16	95.18 %
5006 Insurance Coverage Adj	-72,801.92	-127,272.00	54,470.08	57.20 %
Total 5005 Contract - EMS	1,513,501.60	1,539,394.68	-25,893.08	98.32 %
Total Cost of Services	1,513,501.60	1,539,394.68	-25,893.08	98.32 %
Total Cost of Goods Sold	\$1,513,501.60	\$1,539,394.68	\$ -25,893.08	98.32 %
GROSS PROFIT	\$3,839,636.24	\$3,162,627.82	\$677,008.42	121.41 %
Expenses				
6000 Administrative Expenses				
6005 ESD-CEO/Administrator	62,960.00	63,333.32	-373.32	99.41 %
6010 Executive Assistant	10,802.00	17,333.32	-6,531.32	62.32 %
6012 Administrative Assistant		16,666.68	-16,666.68	
6015 Payroll Tax Exp	6,014.79	26,666.68	-20,651.89	22.56 %
6055 Opticom Lease	1,506.15	0.00	1,506.15	
6060 Repair/Maint - Equipment		13,333.32	-13,333.32	
6065 Auditing	8,000.00	7,875.00	125.00	101.59 %
6070 Accounting Services	5,677.16	12,000.00	-6,322.84	47.31 %
6075 Payroll Services	3,102.43	3,333.32	-230.89	93.07 %
6080 Legal Fees Exp	44,836.63	13,333.32	31,503.31	336.28 %
6085 Sales Tax Mgmt Exp	13,002.00	11,250.00	1,752.00	115.57 %
6090 Website & Social Media Maint	3,256.00	6,000.00	-2,744.00	54.27 %
6105 Community Communications Exp	36,081.16	70,000.00	-33,918.84	51.54 %
6110 Telephone/Communications Exp	1,924.78	3,333.32	-1,408.54	57.74 %
6112 Training/Continuing Ed Exp	6,920.47	6,666.68	253.79	103.81 %
6115 Travel Exp	2,167.72	4,000.00	-1,832.28	54.19 %
6120 Office Exp	12,166.68	16,666.68	-4,500.00	73.00 %
6125 Dues and Subscriptions Exp		3,666.68	-3,666.68	
6130 Postage Exp	279.39	133.32	146.07	209.56 %
6135 Licenses and Permits Exp		13.32	-13.32	
6140 Bank Service Charges Exp		50.00	-50.00	
6145 Appraisal District Fees Exp	10,643.79	6,400.00	4,243.79	166.31 %
6150 Miscellaneous Exp	2,775.50	4,000.00	-1,224.50	69.39 %
6199 Fuel Exp		1,000.00	-1,000.00	

NHCESD #1

Budget vs. Actuals: FY2022_2023 - FY23 P&L

October 2022 - May 2023

	TOTAL			
	ACTUAL	BUDGET	OVER BUDGET	% OF BUDGET
Total 6000 Administrative Expenses	232,116.65	307,054.96	-74,938.31	75.59 %
6025 Repair/Maint - Building	-3,435.50		-3,435.50	
7000 Facility Expenses				
7100 District Level (111 EMS Dr)				
7102 Repair/Maint Bldg (111 EMS)	5,307.79	26,666.68	-21,358.89	19.90 %
7104 Insurance - Bldg (111 EMS)	7,703.36	4,514.00	3,189.36	170.65 %
7106 Electric (111 EMS)	1,279.98	1,466.68	-186.70	87.27 %
7108 Gas (111 EMS)		1,000.00	-1,000.00	
7110 Water (111 EMS)	833.88	1,466.68	-632.80	56.85 %
Total 7100 District Level (111 EMS Dr)	15,125.01	35,114.04	-19,989.03	43.07 %
7200 Station 71 (EMS Dr)				
7202 Repair/Maint - 71 (EMS)	375.86		375.86	
7206 Electric - 71 (EMS)	2,959.19	2,933.32	25.87	100.88 %
7208 Gas - 71 (EMS)	1,921.50	2,666.68	-745.18	72.06 %
7210 Water - 71 (EMS)	1,020.16	733.32	286.84	139.12 %
Total 7200 Station 71 (EMS Dr)	6,276.71	6,333.32	-56.61	99.11 %
7300 US 290 E Location				
7301 Rent - US 290 E	28,000.00	28,500.00	-500.00	98.25 %
7302 Repair/Maint - US 290 E	237.00	3,333.32	-3,096.32	7.11 %
7306 Electric - US 290 E	1,393.64	2,933.32	-1,539.68	47.51 %
Total 7300 US 290 E Location	29,630.64	34,766.64	-5,136.00	85.23 %
7400 Sawyer Ranch Fire Station				
7401 Rent - Sawyer Rch	16,000.00	20,000.00	-4,000.00	80.00 %
7402 Repair/Maint - Sawyer Rch	550.00	1,666.68	-1,116.68	33.00 %
7406 Electric - Sawyer Rch		7,333.32	-7,333.32	
Total 7400 Sawyer Ranch Fire Station	16,550.00	29,000.00	-12,450.00	57.07 %
7600 Heritage Oaks - E Station				
7602 Repair/Maint - E Station	500.00		500.00	
Total 7600 Heritage Oaks - E Station	500.00		500.00	
Total 7000 Facility Expenses	68,082.36	105,214.00	-37,131.64	64.71 %
Total Expenses	\$296,763.51	\$412,268.96	\$ -115,505.45	71.98 %
NET OPERATING INCOME	\$3,542,872.73	\$2,750,358.86	\$792,513.87	128.81 %
Other Expenses				
8000 Capital Additions				
8010 District Office - Construction		1,785,000.00	-1,785,000.00	
8070 Equipment	208,417.78	800,000.00	-591,582.22	26.05 %
Total 8000 Capital Additions	208,417.78	2,585,000.00	-2,376,582.22	8.06 %
8400 NRR12				
8410 RR12 - Construction	255,733.80	5,285,700.00	-5,029,966.20	4.84 %
8420 Building - Loan (NRR12)	221,956.92		221,956.92	
8430 Architect - (NRR12)	1,150.00		1,150.00	

NHCESD #1

Budget vs. Actuals: FY2022_2023 - FY23 P&L

October 2022 - May 2023

	TOTAL			
	ACTUAL	BUDGET	OVER BUDGET	% OF BUDGET
Total 8400 NRR12	478,840.72	5,285,700.00	-4,806,859.28	9.06 %
8500 Heritage Oaks (EStation)				
8510 Heritage Construction	863,169.12	5,057,500.00	-4,194,330.88	17.07 %
8512 Land - (Heritage)		300,000.00	-300,000.00	
8520 Bldg - Loan (Heritage)	260,800.00	260,800.00	0.00	100.00 %
8530 Architect - (Heritage)	42,573.01	300,000.00	-257,426.99	14.19 %
8540 Construction Project Mgr - (Heritage)	90,512.00	125,000.00	-34,488.00	72.41 %
Total 8500 Heritage Oaks (EStation)	1,257,054.13	6,043,300.00	-4,786,245.87	20.80 %
Total Other Expenses	\$1,944,312.63	\$13,914,000.00	\$ -11,969,687.37	13.97 %
NET OTHER INCOME	\$ -1,944,312.63	\$ -13,914,000.00	\$11,969,687.37	13.97 %
NET INCOME	\$1,598,560.10	\$ -11,163,641.14	\$12,762,201.24	-14.32 %

Note

No Assurance Provided

NHCESD #1
Sources & Uses of Cash
October 2022 - May 2023

	OCT 2022	NOV 2022	DEC 2022	JAN 2023	FEB 2023	MAR 2023	APR 2023	MAY 2023	TOTAL
Income									
Income									\$0.00
4000 Property Tax Revenue - NHESD 1	2,071.53	12,370.78	206,477.44	1,614,274.49	1,018,126.21	343,923.48	65,959.92	18,252.91	\$3,281,456.76
4010 Sales Tax Revenue	205,767.79	206,081.86	225,263.14	211,416.65	236,506.79	169,676.29	177,374.80	198,175.86	\$1,630,263.18
4015 Interest Earned (Invest Inc)	38,574.69	44,344.72	48,505.89	53,675.59	55,524.78	64,915.51	65,742.23	70,134.49	\$441,417.90
Total Income	246,414.01	262,797.36	480,246.47	1,879,366.73	1,310,157.78	578,515.28	309,076.95	286,563.26	\$5,353,137.84
Total Income	\$246,414.01	\$262,797.36	\$480,246.47	\$1,879,366.73	\$1,310,157.78	\$578,515.28	\$309,076.95	\$286,563.26	\$5,353,137.84
Cost of Goods Sold									
Cost of Services									\$0.00
5005 Contract - EMS	205,113.12	186,912.64	205,113.12	205,113.12	186,912.64	186,912.64	205,113.12	205,113.12	\$1,586,303.52
5006 Insurance Coverage Adj			(18,200.48)	(18,200.48)			(18,200.48)	(18,200.48)	\$(72,801.92)
Total 5005 Contract - EMS	205,113.12	186,912.64	186,912.64	186,912.64	186,912.64	186,912.64	186,912.64	186,912.64	\$1,513,501.60
Total Cost of Services	205,113.12	186,912.64	186,912.64	186,912.64	186,912.64	186,912.64	186,912.64	186,912.64	\$1,513,501.60
Total Cost of Goods Sold	\$205,113.12	\$186,912.64	\$186,912.64	\$186,912.64	\$186,912.64	\$186,912.64	\$186,912.64	\$186,912.64	\$1,513,501.60
GROSS PROFIT	\$41,300.89	\$75,884.72	\$293,333.83	\$1,692,454.09	\$1,123,245.14	\$391,602.64	\$122,164.31	\$99,650.62	\$3,839,636.24
Expenses									
6000 Administrative Expenses									\$0.00
6005 ESD-CEO/Administrator	7,725.00	7,725.00	7,725.00	7,725.00	8,420.28	7,956.76	7,726.20	7,956.76	\$62,960.00
6010 Executive Assistant	1,469.00	1,281.00	1,056.00	1,232.00	1,408.00	1,496.00	1,320.00	1,540.00	\$10,802.00
6015 Payroll Tax Exp	703.36	688.97	671.78	895.86	808.61	759.04	723.72	763.45	\$6,014.79
6055 Opticom Lease						1,506.15			\$1,506.15
6065 Auditing						8,000.00			\$8,000.00
6070 Accounting Services	550.94	1,055.31	640.63	603.12	715.20	520.05	537.50	1,054.41	\$5,677.16
6075 Payroll Services	356.06	355.23	531.60	177.20	619.14	354.40	354.40	354.40	\$3,102.43
6080 Legal Fees Exp	3,300.00	4,716.62	31,192.01	1,407.00	1,863.00	717.50	1,233.00	407.50	\$44,836.63
6085 Sales Tax Mgmt Exp	4,532.00			4,791.00	900.00		2,779.00		\$13,002.00
6090 Website & Social Media Maint	407.00	407.00	407.00	407.00	407.00	407.00	407.00	407.00	\$3,256.00
6105 Community Communications Exp	3,648.65	3,373.40	3,350.00	3,416.08	3,350.00	9,389.84	2,990.69	6,562.50	\$36,081.16
6110 Telephone/Communications Exp	256.15	256.15	256.15	256.15	184.93	238.43	238.41	238.41	\$1,924.78
6112 Training/Continuing Ed Exp					3,055.47	700.00		3,165.00	\$6,920.47
6115 Travel Exp		113.19	152.01	58.79	616.25	564.35	663.13		\$2,167.72
6120 Office Exp	1,278.29	2,814.15	1,869.20	703.08	1,810.28	3,340.04	(612.90)	964.54	\$12,166.68
6130 Postage Exp			130.00	29.39	120.00				\$279.39

NHCESD #1
Sources & Uses of Cash
October 2022 - May 2023

	OCT 2022	NOV 2022	DEC 2022	JAN 2023	FEB 2023	MAR 2023	APR 2023	MAY 2023	TOTAL
6145 Appraisal District Fees Exp			5,321.90			5,321.89			\$10,643.79
6150 Miscellaneous Exp	(74.02)	191.57		2,814.47	201.45		(357.97)		\$2,775.50
Total 6000 Administrative Expenses	24,152.43	22,977.59	53,303.28	24,516.14	24,479.61	41,271.45	18,002.18	23,413.97	\$232,116.65
6025 Repair/Maint - Building	(4,515.50)	150.00	150.00		180.00	150.00	150.00	300.00	\$ (3,435.50)
7000 Facility Expenses									\$0.00
7100 District Level (111 EMS Dr)									\$0.00
7102 Repair/Maint Bldg (111 EMS)	250.00	2,878.23	590.06	410.00	250.00	429.50	250.00	250.00	\$5,307.79
7104 Insurance - Bldg (111 EMS)			6,137.00			1,566.36			\$7,703.36
7106 Electric (111 EMS)	264.01	154.26	151.49	156.02	153.71	136.57	128.44	135.48	\$1,279.98
7110 Water (111 EMS)	107.79	119.12	148.54	99.88	91.29	91.74	91.51	84.01	\$833.88
Total 7100 District Level (111 EMS Dr)	621.80	3,151.61	7,027.09	665.90	495.00	2,224.17	469.95	469.49	\$15,125.01
7200 Station 71 (EMS Dr)									\$0.00
7202 Repair/Maint - 71 (EMS)					387.50		(11.64)		\$375.86
7206 Electric - 71 (EMS)	434.20	344.99	395.39	362.23	374.58	320.48	349.88	377.44	\$2,959.19
7208 Gas - 71 (EMS)			570.00	212.00	424.00	715.50			\$1,921.50
7210 Water - 71 (EMS)	1.02	131.20	120.34	106.87	77.38	253.16	62.46	267.73	\$1,020.16
Total 7200 Station 71 (EMS Dr)	435.22	476.19	1,085.73	681.10	1,263.46	1,289.14	400.70	645.17	\$6,276.71
7300 US 290 E Location									\$0.00
7301 Rent - US 290 E	3,500.00	3,500.00	3,500.00	3,500.00	3,500.00	3,500.00	3,500.00	3,500.00	\$28,000.00
7302 Repair/Maint - US 290 E			118.50			118.50			\$237.00
7306 Electric - US 290 E	371.48	159.18	159.28	173.92	150.15	161.98	102.67	114.98	\$1,393.64
Total 7300 US 290 E Location	3,871.48	3,659.18	3,777.78	3,673.92	3,650.15	3,780.48	3,602.67	3,614.98	\$29,630.64
7400 Sawyer Ranch Fire Station									\$0.00
7401 Rent - Sawyer Rch	2,000.00	2,000.00	2,000.00	2,000.00	2,000.00	2,000.00	2,000.00	2,000.00	\$16,000.00
7402 Repair/Maint - Sawyer Rch						550.00			\$550.00
Total 7400 Sawyer Ranch Fire Station	2,000.00	2,000.00	2,000.00	2,000.00	2,000.00	2,550.00	2,000.00	2,000.00	\$16,550.00
7600 Heritage Oaks - E Station									\$0.00
7602 Repair/Maint - E Station		500.00							\$500.00
Total 7600 Heritage Oaks - E Station		500.00							\$500.00
Total 7000 Facility Expenses	6,928.50	9,786.98	13,890.60	7,020.92	7,408.61	9,843.79	6,473.32	6,729.64	\$68,082.36
Total Expenses	\$26,565.43	\$32,914.57	\$67,343.88	\$31,537.06	\$32,068.22	\$51,265.24	\$24,625.50	\$30,443.61	\$296,763.51
NET OPERATING INCOME	\$14,735.46	\$42,970.15	\$225,989.95	\$1,660,917.03	\$1,091,176.92	\$340,337.40	\$97,538.81	\$69,207.01	\$3,542,872.73
Other Expenses									
8000 Capital Additions									\$0.00
8070 Equipment		54,002.28	131,470.00			(622.30)		23,567.80	\$208,417.78
Total 8000 Capital Additions		54,002.28	131,470.00			(622.30)		23,567.80	\$208,417.78

NHCESD #1

Sources & Uses of Cash

October 2022 - May 2023

	OCT 2022	NOV 2022	DEC 2022	JAN 2023	FEB 2023	MAR 2023	APR 2023	MAY 2023	TOTAL
8400 NRR12									\$0.00
8410 RR12 - Construction			27,094.72				90,990.83	137,648.25	\$255,733.80
8420 Building - Loan (NRR12)		221,956.92							\$221,956.92
8430 Architect - (NRR12)								1,150.00	\$1,150.00
Total 8400 NRR12		221,956.92	27,094.72				90,990.83	138,798.25	\$478,840.72
8500 Heritage Oaks (EStation)									\$0.00
8510 Heritage Construction			522,068.23		106,273.56		97,179.07	137,648.26	\$863,169.12
8520 Bldg - Loan (Heritage)		260,800.00							\$260,800.00
8530 Architect - (Heritage)	20,276.73	4,231.25	10,993.23		2,024.30		3,897.50	1,150.00	\$42,573.01
8540 Construction Project Mgr - (Heritage)	11,314.00	11,314.00	11,314.00	11,314.00	11,314.00	11,314.00	11,314.00	11,314.00	\$90,512.00
Total 8500 Heritage Oaks (EStation)	31,590.73	276,345.25	544,375.46	11,314.00	119,611.86	11,314.00	112,390.57	150,112.26	\$1,257,054.13
Total Other Expenses	\$31,590.73	\$552,304.45	\$702,940.18	\$11,314.00	\$119,611.86	\$10,691.70	\$203,381.40	\$312,478.31	\$1,944,312.63
NET OTHER INCOME	\$ (31,590.73)	\$ (552,304.45)	\$ (702,940.18)	\$ (11,314.00)	\$ (119,611.86)	\$ (10,691.70)	\$ (203,381.40)	\$ (312,478.31)	\$ (1,944,312.63)
NET INCOME	\$ (16,855.27)	\$ (509,334.30)	\$ (476,950.23)	\$1,649,603.03	\$971,565.06	\$329,645.70	\$ (105,842.59)	\$ (243,271.30)	\$1,598,560.10

Note

No Assurance Provided

	COMPLETED ITEMS	
GREEN	TAX RATE RELATED ACTION ITEMS	
YELLOW	NORMAL MONTHLY MEETING DATES	
RED	SPECIAL MEETINGS	
WHITE	NORMAL OFFICE BUSINESS	
<u>Due Date</u>	<u>Item</u>	<u>Completed</u>
June	Place Starfire Electric on Agenda	6/20/23
June	Semi-annual maintenance on Generator with Austin Generator	6/20/23
June	Firehouse Condo Rent increases to \$3,750 per month	6/20/23
15-Jun	Post Agenda for Special Meeting Date on June 20	6/16/23
15-Jun	Post Agenda for Regular Meeting Date on June 20	6/16/23
20-Jun	Special Meeting - Budget & Long Range Plan	6/20/23
20-Jun	Regular Board Meeting	6/20/23
July	Safety Equipment (Extinguisher) Inspection at both work sites	
July	Quarterly Investment Report	
July	Obtain or renew Treasurers' Bond - Included in VFIS Policy	
4-Jul	Holiday - Independence Day	
13-Jul	Post Agenda for Special Meeting Date on July 18	
13-Jul	Post Agenda for Regular Meeting Date on July 18	
18-Jul	Special Meeting - FY2022 Budget, tax rate notice and potential tax rates	
18-Jul	Regular Board Meeting	
25-Jul	Deadline for Chief Appraiser to certify appraisal roles	
28-Jul	Confirm receipt of form for Notice of No New Revenue Tax Rate and Voter Approved Tax Rate from Hays County Tax Assessor	
28-Jul	Notice of Vote on Tax Increase to be posted on District's website at least 7 days before Public Hearing to Adopt Tax Rate.	
28-Jul	Notice of Vote on Tax Revenue Increase (2nd quarter-page ad) published in Dripping Springs Century News.	
31-Jul	Post Agenda for Special Meeting Date on August 3	
1-Aug	Tax Assessor-Collector certifies anticipated collection rate and excess debt collections	
3-Aug	Special Meeting - FY2023 Budget, and potential tax rates	
4-Aug	Submit Notice of Public Hearing on Tax Increase to Dripping Springs Century News for publication (Date of hearing Aug 16, 2022)	
8-Aug	Post Notice of Public Hearing on Tax Increase prominently on home page of District website (at least 7 days before Public Hearing)	
11-Aug	Must see publication in DS Century News regarding Public Hearing on Tax Increase. (hearing cannot be held before 5th day after publication)	
10-Aug	Post Agenda for Special & Regular Meeting Date on August 15	
15-Aug	Special Meeting -Budget & Tax Rate adoption	

15-Aug	Regular Board Meeting	
21-Aug	Deadline to call an ESD election for the Nov 7 Uniform Election Date (78 days before the election - deadline changes each year)	
29-Aug	Deadline to set ESD tax rate for FY2023 if the rate exceeds the new Voter Approval Rate and does not exceed the De Minimis Rate	
31-Aug	Deadline to complete cybersecurity training	
September	Pest Control Spray	
11-Sep	911 Memorial with VFW	
14-Sep	Post agenda for regular meeting (September 19)	
19-Sep	Submit adopted tax rate to Hays County Tax Office (October 1 is the deadline to submit the adopted tax rate.	
19-Sep	Regular Board Meeting	
24-Sep	Holiday - Labor Day	
September	DSISD Homecoming Parade	
September	Carbonite Subscription, Renewal	
1-Oct	Deadline to submit adopted tax rate to Hays County Tax Office	8/17/2022
13-Oct	Post Agenda for Regular Meeting Date on October 18	10/8/2022
18-Oct	Regular Board Meeting	1018/2022
October	A/C Service at both stations. Semiannual	
October	Review Firehouse Condo Lease	12/12/2022
October	National Night Out for Hays County	10/4/2022
October	Quarterly Investment Report	10/3/2022
October	Holiday schedule for ESD 1, annual. Approve for coming year.	10/18/2022
October	Review District Financial Policy	10/18/2022
Nov	SAFE-D Conference. Reserve rooms	11/07/22
8-Nov	Election Day	11/8/2022
November	Extraco Banks Annual construction loan payment due Dec 14, 2022	11/1/2022
10-Nov	Post Agenda for Regular Meeting Date on November 15	11/10/2022
11-Nov	Holiday - Veteran's Day	11/11/2022
November	Vehicle Registration - M71 (Unit #551)	11/30/2022
November	VFIS Insurance, Renewal	12/20/2022
15-Nov	Regular Board Meeting	11/15/2022
November	Vehicle Registration - Reserve (Unit #571)	12/2/2022
November	Post for Commissioner attendance for Christmas on Mercer	11/30/2022
24-Nov	Holiday - Thanksgiving Day	11/24/2022
25-Nov	Holiday - Thanksgiving Day After	11/25/2022
15-Dec	Post Agenda for Regular Meeting Date on December 15	12/10/2022
20-Dec	Regular Board Meeting	
December	TDEM Annual Report	11/3/2022
3-Dec	Christmas on Mercer	12/3/2022
December	Semi-annual maintenance on Generator with Austin Generator	

December	ESD Address published in newspaper (Due in January) 8-point type, legal notice section	1/5/2023
23-Dec	Holiday - Christmas Eve	12/23/2022
26-Dec	Holiday - Christmas Day	12/26/2022
30-Dec	Holiday - New Years Eve	12/30/2023
2-Jan	Holiday - New Years Day	1/2/2023
January	SB625 - Special Purpose District Financial and Tax Report with State Comptroller	12/1/2022
October	Annual Audit Prep - Williams Mask Crow	1/1/2023
January	Cybersecurity Training reminder to all staff and commissioners by June 15	4/12/2023
January	Review/Update Designation of Local Government Records Management Officer	1/17/2023
January	Election of officers	1/17/2023
12-Jan	Post Agenda for Regular Meeting Date on January 17	1/12/2023
16-Jan	Holiday - MLK Birthday	1/16/2023
17-Jan	Regular Board Meeting	1/17/23
January	1099's sent by Becca - Need W-9s for all vendors	1/20/2023
Jan 23-29	Hays County Livestock Show and Expo	Jan-23
January	Quarterly Investment Report	1/17/2023
January	File written report with Hays County Commissioner's Court on budget, tax rate, and debt service for preceding fiscal year if a request was made by the Court by December 31.	Not Necessary
January	SMHC EMS Insurance Cert, Rcv from SMHC EMS	
Feb 2-4	SAFE-D Conference	2/4/2023
8-Feb	SAFE-D Conference Training for Commissioners Submitted	2/8/2023
16-Feb	Post agenda for regular meeting on February 21	2/16/2023
17-Feb	Deadline to call an ESD election for the May 6 Uniform Election Date (78 days before the election - deadline changes each year)	1/31/2023
20-Feb	Holiday - President's Day	2/20/2023
21-Feb	Regular Board Meeting	
February	Dripping Springs Founders Day, Planning	Ongoing
February	Vehicle Registration - M72 (Unit #572)	3/10/2023
February	Vehicle Registration - M73 (Unit #573)	3/10/2023
February	Notify Tim Dove if exercising 3rd renewal term	
April	SMHC EMS, Annual Inventory of Apparatus and Fixed Assets	
16-Mar	Post agenda for regular meeting on March 15	3/16/2023
21-Mar	Regular Board Meeting	
March	SPD Public Information Database Report (Due by 1st of April)	
March	Records Retention Purge Day	3/31/2023
March	ESD email files, Create records retention copy	3/31/2023
April	Review and Update SLR 504 (Desig. of Records mngt Officer)	1/17/2023

13-Apr	Post agenda for regular meeting on April 18	4/13/2023
April	Annual Audit, Send to County Commissioner	2/7/2023
April	Quarterly Investment Report	4/10/2023
April	Add Strategic Planning w/SMHC EMS at meeting (per contract art 2.4)	
18-Apr	Regular Board Meeting	4/18/2023
23-Apr	Post Notice of Commissioner Attendance at Founders Day	Not Required
28-30 April	Dripping Springs Founders Day	4/30/2023
6-May	Election Day	5/6/2023
13-May	Post agenda for regular meeting on May 16	5/13/2023
April	Asset Audit	6/1/2023
May	A/C Service at both stations. Semiannual	6/8/2023
May	Budget & LRP, Begin prep work	5/1/2023
16-May	Regular Board Meeting	5/16/2023
May	File preceding fiscal year audit with Hays County Commissioners Court. County Auditor determines format of report.	2/7/2023
May	SMHC EMS, Joint Strategic Planning Workshop including 5 yr plan	Postponed
May	National EMS Week May 21-27, 2023	5/27/23
May	Cybersecurity Training must be complete and reported by June 15th	4/1/23
29-May	Holiday - Memorial Day	1/5/00

Doug's Personal Time Planning and Tracking

CURRENT BALANCE  **52**

Date	Hours Used	Hours Accrued	Description	Current Balance
10/01/22			Carryover from 2020	51
10/7&10	18		New Orleans	33
10/25/26	18		Nashville	15
11/01/22		10	October accrual	25
12/01/22		10	November accrual	35
12/29/22	7		Hawaii	28
01/01/22		10	December accrual	38
1/3-4/2029	18		Hawaii	20
01/06/23	9		Wedding	11
02/01/22		10	January accrual	21
03/01/22		10	February accrual	31
03/30/23	9		New Orleans	22
04/01/22		10	March accrual	32
05/01/22		10	April accrual	42
06/01/22		10	May accrual	52
07/07/23	8		Sport Court Resurfacing	44
07/01/22		10	June accrual	54
08/01/22		10	July accrual	64
09/01/22		10	August accrual	74
9/13-14/23	17		Rhiannon's Wedding in RI	57
10/01/22		10	September accrual	67
Past Activity			Future Activity	

» MAIL LOG »

Month: Jun-23

Abbreviations - "C" = Cash on Hand & "Check Marks" - Bill indicator
(copy/paste ck mark to your line item)

Index	Sender/Subject	Date Logged In	Logged In By	Bill	Amount	Paid		
						Date Disbursement Approved	Check #	Check Date
A	Prosperity Bank Checking Monthly Statement ending 4/30	6/1/23	BH	C	\$ 124,268.19			
B	Prosperity Bank Savings Monthly Statement ending 4/30	6/1/23	BH	C	\$ 139,461.70			
C	TexPool Statement 5/31/23	6/9/23	WDF	C	\$ 15,725,028.05			
D	TexPool Acct Confirmation ending 5/16 for 15,655,190.52	6/6/23	BH	M				
E	TexPool Sales Tax Direct Deposit for \$198,175.86	5/19/23	BH	M				
E.1	TexPool Sales Tax Direct Deposit for \$203,140.54 (6/9/23)	6/12/23	BH	M				
F	Hays County Tax ACH Statement ENR	6/9/23	WDF	C	\$ 22,964.15			
G	Hays County Tax ACH- Statement ENO	6/9/23	WDF	M				
H	TxCPA-Sales Tax Allocation Collection for \$198,175.86	6/6/23	BH	M				
H.1	TxCPA-Sales Tax Allocation Collection	6/13/23	BH	C	\$ 203,140.54			
I	District Administrator-Payroll Net Pay (16th to 30th)	5/23/23	WDF	✓	\$ 2,878.36			
J	District Administrator-Payroll Net Pay (1st to 15th)	6/1/23	WDF	✓	\$ 2,878.35			
K	Administrative Assistant-Payroll Net Pay (16th to 30th)	5/23/23	WDF	✓	\$ 609.51			
L	Administrative Assistant-Payroll Net Pay (1st to 15th)	6/1/23	WDF	✓	\$ 650.14			
M	ADP Payroll Fees - \$177.20 x 2 pay periods	6/1/23	WDF	✓	\$ 354.40			
N	ADP Tax - \$1,521.19 + \$1,524.79			✓	\$ 3,045.98			
O	SMHC- Inv #IN000002527 for 205,113.12 Credit for 18,200.48	5/31/23	BH	✓	\$ 186,912.64			
P	Carlton Law Firm Invoice #9229 for \$880.00	6/8/23	BH	✓	\$ 880.00			
Q	Susan Curran Financial - Inv #18704 for \$5775.00	6/5/23	BH	✓	\$ 5,775.00			
Q.1	Susan Curran Financial - Inv #18740 for \$556.31	6/7/23	BH	✓	\$ 556.31			
R	HOT IT Invs #5965 for \$242.00 and #5969 for \$165.00	6/5/23	BH	✓	\$ 407.00			
S	HOT IT Receipt #2837 for \$407.00	5/22/23	BH	M				
T	Firehouse Eleven K, LLC Station			✓	\$ 3,750.00			
T.1	NHC ESD 6 Rent due the 1st of each month			✓	\$ 2,000.00			
U	Spectrum Business (TWC) Acct #8260 16 071 0022575			✓	\$ 278.67			
V	Pedernales Electric Coop - District Office	6/8/23	BH	✓	\$ 162.74			
V.1	Pedernales Electric Coop - Station 71	6/8/23	BH	✓	\$ 491.86			
V.2	Pedernales Electric Coop - Station 73	6/8/23	BH	✓	\$ 206.20			
W	Dripping Springs Water Supply Acct #878	6/1/23	BH	✓	\$ 76.62			
X	AT&T Firstnet Acct# 287288833449	6/13/23	BH	✓	\$ 238.11			
Y	Purple Penguin Office Cleaning Invoice #21697for \$375.00	5/31/23	BH	✓	\$ 375.00			
Z	AGCM- Project Manager Inv #10323 for \$11314.00	5/31/23	BH	✓	\$ 11,314.00			
AA	Oak Hill Construction Project beginning 5-15-23	5/19/23	BH	M				
AA.1	Oak Hill Constr- Hill Oaks Closure	5/19/23	BH	M				
AA.2	Oak Hill Constr- Scenic Brook Closure	5/19/23	BH	M				
AA.3	Oak Hill Constr- Candelaria Dr Closure	5/19/23	BH	M				
AA.4	Oak Hill Construction Project beginning 5-22-23	5/31/23	BH	M				
AA.5	Oak Hill Constr- Scenic Brook Closure	5/31/23	BH	M				
AA.6	Oak Hill Constr- Hudson Loop Closure	5/31/23	BH	M				
AA.7	Oak Hill Construction Project beginning 6-5-23	6/5/23	BH	M				
AA.8	Oak Hill Construction Project beginning 6/12/23	6/13/23	BH	M				
AA.9	Oak Hill Constr- William Cannon Right turn shift	6/13/23	BH	M				
AA.10	Oak Hill Constr- Boling Dr Closure	6/13/23	BH	M				
AB	Letter to ESD 1- Hurlbut Ranch West	5/19/23	BH	M				
AB.1	Plat- Hurlbut Ranch West	5/19/23	BH	M				
AC	Letter to ESD 1- Driftwood Golf and Ranch - Phase Two	5/19/23	BH	M				
AD	Letter to ESD 1- Sorrell Hill Subdivision	5/19/23	BH	M				
AD.1	Plat- Sorrell Hill	5/19/23	BH	M				
AE	Letter to HCFC Members- HB 1775	5/19/23	BH	M				
AF	HB 1775 Opposition Flyer	5/19/23	BH	M				
AG	Deposit Receipt- Prosperity- City of DS for \$4750.00	5/19/23	BH	M				
AH	Touchstone Inv #5093 for \$1364.09	5/19/23	BH	✓	\$ 1,364.09			
AI	Hays CAD Reg Agenda for 05/18/2023	5/19/23	BH	M				
AJ	Heavy Rain Forecast- 5/11/23	5/19/23	BH	M				
AJ.1	Heavy Rain Forecast- 5/12/23	5/19/23	BH	M				
AK	Letter and Plat of Subdivision of Caliterra Phase 2	5/22/23	BH	M				
AL	Signature Page Hays County American Rescue Plan Grant	5/23/23	BH	M				
AM	OnSite Decals 5/23/23	5/23/23	BH	M				
AN	Hays County American Rescue Plan Recovery Grant Agreement	5/23/23	BH	M				
AO	Signed Grant Application	5/23/23	BH	M				
AP	Signature Page	5/23/23	BH	M				
AQ	Terracon Inv #TJ36771 for \$6035.00	5/24/23	BH	✓	\$ 6,035.00			
AQ.1	Terracon Inv #TJ36773 for #2585.00	5/24/23	BH	✓	\$ 2,585.00			
AR	Sparkletts Inv #21289488 052223 for \$153.82	5/24/23	BH	✓	\$ 153.82			
AS	Purchase Letter of Intent	5/31/23	BH	M				
AT	Check from Zoom- Class Settlement for \$65.65	5/31/23	BH	M				
AU	Frazer North Hays County ESD #1 Q2835-1 for \$537,236.00	5/31/23	BH	✓	\$ 537,236.00			

» MAIL LOG »

Month: Jun-23

Abbreviations - "C" = Cash on Hand & "Check Marks" - Bill indicator
(copy/paste ck mark to your line item)

Index	Sender/Subject	Date Logged In	Logged In		Amount	Paid		
			By	Bill		Date Disbursement Approved	Check #	Check Date
AV	TexDoor Inv/Work Ticket	5/31/23	BH	M				
AW	Certificate of Liability Ins- Flynn Construction	6/1/23	BH	M				
AX	Construction Bond- Flynn Construction	6/1/23	BH	M				
AY	Kelly Clements Inv #572049 for \$150.00	6/1/23	BH	✓	\$ 150.00			
AY.1	Kelly Clements Inv #692603 for \$150.00	6/12/23	BH	✓	\$ 150.00			
AZ	4Imprint Check- Refund (Overpayment) for \$105.41	6/1/23	BH	M				
AZ.1	Refund Check Confirmation Form	6/1/23	BH	M				
BA	Safety Recall 2021 Ram 4500 VIN #MG692115	6/1/23	BH	M				
BB	Tejas Elec Inv #4983 for 319.50	6/5/23	BH	✓	\$ 319.50			
BC	Terracon Statement for \$10,920.00	6/5/23	BH	M				
BD	Hays CAD 2023 3rd QTR Statement for \$5321.89	6/6/23	BH	✓	\$ 5,321.89			
BE	Permanent Waterline Easement	6/7/23	BH	M				
BF	Pay App No. 05 SIGNED AGCM Reviewed for \$622,907.66	6/7/23	BH	✓	\$ 622,907.66			
BG	Letter to ESD #1-Fithugh Acres, Lot 4 Replat	6/8/23	BH	M				
BG.1	Plat- Fithugh Acres, Lot 4 Replat	6/8/23	BH	M				
BH	TexDoor Quote- New Liftmaster- Station 71	6/8/23	BH	✓	\$ 2,462.00			
BI	Prosperity Stop Pamy Purple Penguin Ch #2844 (Did not receive)	6/8/23	BH	M				
BJ	Merchant Bonding Questionnaire	6/13/23	BH	M				
BK	NWS Heat Advisory 6/14/23	6/14/23	BH	M				
CC	Receipt for Microsoft Online Services for \$87.50 Receipt for Microsoft Power BI for \$9.99 Receipt for Zoom for \$15.99 Receipt for Quickbooks for \$90.61 Prosperity CC Corporate Stmtnt for \$15.54 Zoom receipt for \$15.99 T-Mobile Receipt for \$30.00 UPS Shipping Receipt for Westnet Check for \$13.92 Receipt T-Mobile (June) for \$30.00 Receipt for quickbooks for \$90.61 Corporate Statement for \$616.23 Doug Fowler Statement for \$0.00				✓	\$ 616.23		
DO NOT DELETE THIS ROW								
					Bills Total Unpaid -->	\$ 1,403,142.08		
					Current month's bills ->			

» DISBURSEMENTS LOG »

Month: Jun-23

Abbreviations - "C" = Cash on Hand & "Check Marks" - Bill indicator
(copy/paste ck mark to your line item)

Index	Sender/Subject	Date Logged In	Logged In By	Bill	Amount	Paid		
						Date Disbursement Approved	Check #	Check Date
A	Prosperity Bank Checking Monthly Statement ending 4/30	6/1/23	BH	C	\$ 124,268.19			
B	Prosperity Bank Savings Monthly Statement ending 4/30	6/1/23	BH	C	\$ 139,461.70			
C	TexPool Statement 5/31/23	6/9/23	WDF	C	\$ 15,725,028.05			
D	TexPool Acct Confirmation ending 5/16 for 15,655,190.52	6/6/23	BH	M				
E	TexPool Sales Tax Direct Deposit for \$198,175.86	5/19/23	BH	M				
E.1	TexPool Sales Tax Direct Deposit for \$203,140.54 (6/9/23)	6/12/23	BH	M				
F	Hays County Tax ACH Statement ENR	6/9/23	WDF	C	\$ 22,964.15			
H.1	TxCPA-Sales Tax Allocation Collection	6/13/23	BH	C	\$ 203,140.54			
I	District Administrator-Payroll Net Pay (16th to 30th)	5/23/23	WDF	✓	\$ 2,878.36			
J	District Administrator-Payroll Net Pay (1st to 15th)	6/1/23	WDF	✓	\$ 2,878.35			
K	Administrative Assistant-Payroll Net Pay (16th to 30th)	5/23/23	WDF	✓	\$ 609.51			
L	Administrative Assistant-Payroll Net Pay (1st to 15th)	6/1/23	WDF	✓	\$ 650.14			
M	ADP Payroll Fees - \$177.20 x 2 pay periods	6/1/23	WDF	✓	\$ 354.40			
N	ADP Tax - \$1,521.19 + \$1,524.79			✓	\$ 3,045.98			
O	SMHC- Inv #IN000002527 for 205,113.12 Credit for 18,200.48	5/31/23	BH	✓	\$ 186,912.64			
P	Carlton Law Firm Invoice #9229 for \$880.00	6/8/23	BH	✓	\$ 880.00			
Q	Susan Curran Financial - Inv #18704 for \$5775.00	6/5/23	BH	✓	\$ 5,775.00			
Q.1	Susan Curran Financial - Inv #18740 for \$556.31	6/7/23	BH	✓	\$ 556.31			
R	HOT IT Invs #5965 for \$242.00 and #5969 for \$165.00	6/5/23	BH	✓	\$ 407.00			
T	Firehouse Eleven K, LLC Station			✓	\$ 3,750.00			
T.1	NHC ESD 6 Rent due the 1st of each month			✓	\$ 2,000.00			
U	Spectrum Business (TWC) Acct #8260 16 071 0022575			✓	\$ 278.67			
V	Pedernales Electric Coop - District Office	6/8/23	BH	✓	\$ 162.74			
V.1	Pedernales Electric Coop - Station 71	6/8/23	BH	✓	\$ 491.86			
V.2	Pedernales Electric Coop - Station 73	6/8/23	BH	✓	\$ 206.20			
W	Dripping Springs Water Supply Acct #878	6/1/23	BH	✓	\$ 76.62			
X	AT&T Firstnet Acct# 287288833449	6/13/23	BH	✓	\$ 238.11			
Y	Purple Penguin Office Cleaning Invoice #21697for \$375.00	5/31/23	BH	✓	\$ 375.00			
Z	AGCM- Project Manager Inv #10323 for \$11314.00	5/31/23	BH	✓	\$ 11,314.00			
AH	Touchstone Inv #5093 for \$1364.09	5/19/23	BH	✓	\$ 1,364.09			
AQ	Terracon Inv #TJ36771 for \$6035.00	5/24/23	BH	✓	\$ 6,035.00			
AQ.1	Terracon Inv #TJ36773 for #2585.00	5/24/23	BH	✓	\$ 2,585.00			
AR	Sparkletts Inv #21289488 052223 for \$153.82	5/24/23	BH	✓	\$ 153.82			
AU	Frazer North Hays County ESD #1 Q2835-1 for \$537,236.00	5/31/23	BH	✓	\$ 537,236.00			
AY	Kelly Clements Inv #572049 for \$150.00	6/1/23	BH	✓	\$ 150.00			
AY.1	Kelly Clements Inv #692603 for \$150.00	6/12/23	BH	✓	\$ 150.00			
BB	Tejas Elec Inv #4983 for 319.50	6/5/23	BH	✓	\$ 319.50			
BD	Hays CAD 2023 3rd QTR Statement for \$5321.89	6/6/23	BH	✓	\$ 5,321.89			
BF	Pay App No. 05 SIGNED AGCM Reviewed for \$622,907.66	6/7/23	BH	✓	\$ 622,907.66			
BH	TexDoor Quote- New Liftmaster- Station 71	6/8/23	BH	✓	\$ 2,462.00			
CC	Receipt for Microsoft Online Services for \$87.50 Receipt for Microsoft Power BI for \$9.99 Receipt for Zoom for \$15.99 Receipt for Quickbooks for \$90.61 Prosperity CC Corporate Stmtnt for \$15.54 Zoom receipt for \$15.99 T-Mobile Receipt for \$30.00 UPS Shipping Receipt for Westnet Check for \$13.92 Receipt T-Mobile (June) for \$30.00 Receipt for quickbooks for \$90.61 Corporate Statement for \$616.23 Doug Fowler Statement for \$0.00				✓ \$ 616.23			
	DO NOT DELETE THIS ROW							
					Bills Total Unpaid --> \$ 1,403,142.08			
					Current month's bills ->			

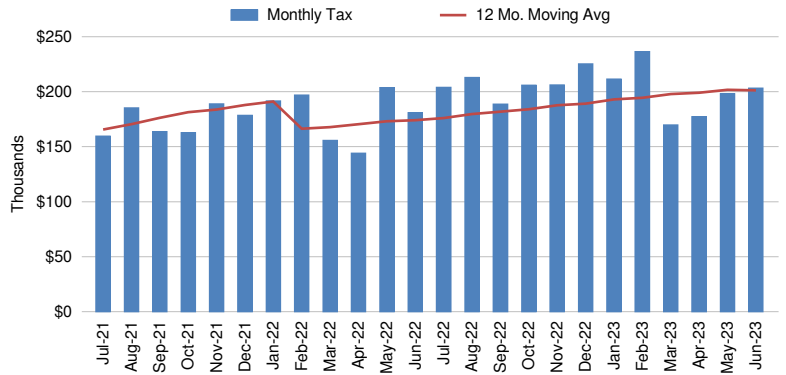
SALES TAX SNAPSHOT N Hays Co ESD 1

Jun-23

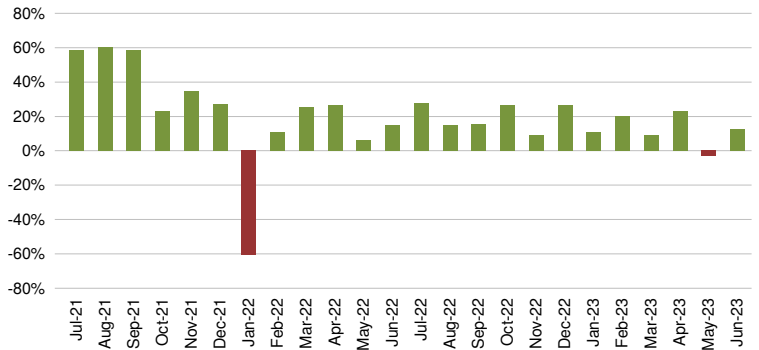
Sales Tax Net Payments

FY Mo.	FY2022	FY2023	YoY % Change
Oct	\$ 162,753	\$ 205,768	26.4%
Nov	\$ 188,788	\$ 206,082	9.2%
Dec	\$ 178,555	\$ 225,263	26.2%
Jan	\$ 191,483	\$ 211,417	10.4%
Feb	\$ 196,996	\$ 236,507	20.1%
Mar	\$ 155,720	\$ 169,676	9.0%
Apr	\$ 143,950	\$ 177,375	23.2%
May	\$ 203,575	\$ 198,176	-2.7%
Jun	\$ 180,832	\$ 203,141	12.3%
Jul	\$ 203,881		
Aug	\$ 212,950		
Sep	\$ 188,552		
FYTD	\$ 1,602,653	\$ 1,833,404	14.4%
FY Total	\$ 2,208,037		

Sales Tax Net Payments Trend



Sales Tax Net Payments Change - YoY



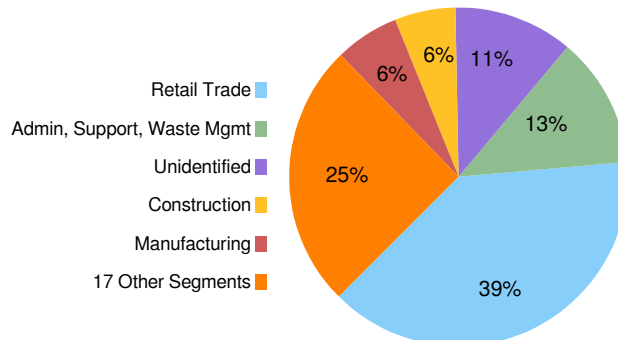
Top 10 Taxpayers

Rank	Company	FYTD Collections	% Total
1	HHS ENVIRONMENTAL SERVICES LLC		
2	AMAZON.COM SERVICES INC (MARKETPLACE)		
3	AMAZON.COM SERVICES INC.		
4	WACA INC.		
5	PATRIOT ERECTORS LLC		
6	VISTA WINDOWS & DOORS INC.		
7	SPEAKEASY TELECOMMUNICATIONS CO. LLC		
8	WHIM HOSPITALITY LLC		
9	HCOP LLC		
10	WHIM CATERING LLC		
Top 10 Companies		\$ 736,311	39.4%
6810	Other Large Companies	\$ 1,092,994	58.4%
	Small Companies/Other	\$ 21,556	1.2%
	Single Local Tax Rate (SLT)	\$ 20,270	1.1%
Total		\$ 1,871,130	100.0%

Industry Segment Collections Trend - YoY % Chg

SEGMENT	Jan	Feb	Mar	Apr	May	Jun
Retail Trade	5.3%	12.5%	2.5%	13.6%	-2.0%	-0.5%
Admin, Support, Waste Mgmt	-11.4%	-5.3%	-11.3%	-0.4%	-13.2%	-33.2%
Unidentified	23.8%	7.2%	45.5%	49.0%	-4.3%	143.2%
Manufacturing	23.2%	31.9%	30.8%	25.2%	-28.7%	1.0%
Construction	45.0%	423.9%	57.4%	119.1%	73.3%	56.7%
All Others	15.6%	19.8%	5.8%	31.9%	-8.3%	11.4%
Total Collections	10.1%	20.3%	8.7%	23.5%	-3.0%	12.7%

Sales Tax Collections by Industry Segment



N Hays Co ESD 1
SALES TAX PAYMENT DETAIL

Jun-23

Fiscal Year: Oct-Sep

COLLECTIONS	Jun-22	Jun-23	Chg. \$ Chg. %	Prior FYTD	Current FYTD	Chg. \$ Chg. %
Current Period	176,564	200,148	23,584 13.4%	1,582,342	1,775,157	192,815 12.2%
Prior Period	4,798	4,038	(760) -15.8%	25,407	39,236	13,829 54.4%
Future Period	242	125	(118) -48.6%	12,278	18,338	6,060 49.4%
Audit	301	849	548 182.3%	(2,325)	17,133	19,458 -836.9%
Unidentified	96	130	34 35.3%	812	997	185 22.8%
Single Local Tax Rate	2,022	2,091	69 3.4%	17,196	20,270	3,074 17.9%
TOTAL	184,023	207,381	23,358 12.7%	1,635,710	1,871,130	235,420 14.4%
Service Fee	(3,680)	(4,148)	(467) 12.7%	(32,714)	(37,423)	(4,708) 14.4%
Current Retained	(3,607)	(4,065)	(458) 12.7%	(32,060)	(36,674)	(4,614) 14.4%
Prior Retained	4,096	3,972	(124) -3.0%	31,717	36,371	4,653 14.7%
NET PAYMENT	180,832	203,141	22,309 12.3%	1,602,653	1,833,404	230,751 14.4%

N Hays Co ESD 1
SALES TAX COLLECTIONS
MONTHLY VARIANCE REPORT
Jun-23

Fiscal Year: Oct-Sep

Large Companies with greater than +/- \$1,000 Variance	NAICS Key	Collections		Variance	
		Jun-22	Jun-23	\$	%
PATRIOT ERECTORS LLC	25	553	19,541	18,988	3431.7%
MOON VALLEY NURSERY OF TEXAS LLC	9	-	5,792	5,792	-
SPEAKEASY TELECOMMUNICATIONS CO. LLC	4	1,367	5,917	4,551	333.0%
ELLIOTT ELECTRIC SUPPLY INC.	8	-	2,824	2,824	-
WACA INC.	9	4,970	7,008	2,038	41.0%
HHS EXCEPTIONAL HOSPITALITY LLC	25	1,018	2,778	1,760	172.9%
AMAZON.COM SERVICES INC (MARKETPLACE)	9	16,135	17,733	1,599	9.9%
H-E-B LP	9	-	1,204	1,204	-
VISTA BREWING OPERATIONS LLC	5	-	1,168	1,168	-
HCOP LLC	9	3,796	2,636	(1,160)	-30.6%
BPI - BAUERLE PARTNERS INC.	18	2,326	1,080	(1,246)	-53.6%
SPRAY FOAM SYSTEMS LLC	5	1,327	-	(1,327)	-
HHS ENVIRONMENTAL SERVICES LLC	18	18,809	12,660	(6,149)	-32.7%
VISTA WINDOWS & DOORS INC.	9	8,702	-	(8,702)	-
14 Large Companies with greater than +/- \$1,000 Variance		59,003	80,342	21,340	36.2%
2,084 Other Large Companies were Up		34,533	70,274	35,742	103.5%
2,249 Large Companies had No Change		89	89	0	0.0%
1,714 Other Large Companies were Down		87,243	53,300	(33,943)	-38.9%
6,061 Large Companies		180,868	204,007	23,139	12.8%
Small Companies/Other Adjustments		1,134	1,283	150	13.2%
Single Local Tax Rate Collections (SLT)		2,022	2,091	69	3.4%
Total Collections		\$ 184,023	\$ 207,381	\$ 23,358	12.7%

N Hays Co ESD 1
TOP 30 COMPANIES RANK and CHANGE SUMMARY
Jun-23

Fiscal Year: Oct-Sep

Rank*	Company	NAICS Key	Prior	Current	Change \$	Change %	Current Fiscal YTD % Total Collections
			Fiscal YTD Sales Tax Collections	Fiscal YTD Sales Tax Collections			
1	HHS ENVIRONMENTAL SERVICES LLC	18					
2	AMAZON.COM SERVICES INC (MARKETPLACE)	9					
3	AMAZON.COM SERVICES INC.	9					
4	WACA INC.	9					
5	PATRIOT ERECTORS LLC	25					
6	VISTA WINDOWS & DOORS INC.	9					
7	SPEAKEASY TELECOMMUNICATIONS CO. LLC	4					
8	WHIM HOSPITALITY LLC	15					
9	HCOP LLC	9					
10	WHIM CATERING LLC	22					
TOP 10 LARGE** COMPANIES			624,985	736,311	111,326	17.8%	39.4%
11	NEW CINGULAR WIRELESS PCS LLC	12					
12	BPI - BAUERLE PARTNERS INC.	18					
13	TRATTORIA LISINA LLC	22					
14	RIDENHOUR ENTERPRISES INC.	9					
15	JESTER KING CRAFT BREWERY LLC	9					
16	EBAY INC.	25					
17	SITEONE LANDSCAPE SUPPLY LLC	8					
18	PROCARE AUTOMOTIVE LLC	23					
19	TEXAS DISPOSAL SYSTEMS INC.	18					
20	PEDERNALES ELECTRIC COOPERATIVE INC.	3					
21	HOSPITAL HOUSEKEEPING SYSTEMS LLC	25					
22	MOON VALLEY NURSERY OF TEXAS LLC	9					
23	CVS PHARMACY INC.	9					
24	CALIBER BODYWORKS OF TEXAS INC.	23					
25	HHS EXCEPTIONAL HOSPITALITY LLC	25					
26	ELLIOTT ELECTRIC SUPPLY INC.	8					
27	H & H CONCRETE ON DEMAND AUSTIN LLC	25					
28	AZSR INC	9					
29	TARGET CORPORATION	9					
30	TREATY OAK BREWING AND DISTILLING CO LLC	5					
TOP 30 LARGE COMPANIES			842,323	1,004,479	162,156	19.3%	53.7%
TOP 100 LARGE COMPANIES			1,163,380	1,322,834	159,454	13.7%	70.7%
6,719 OTHER LARGE COMPANIES			439,897	506,471	66,574	15.1%	27.1%
SMALL COMPANIES & OTHER			15,237	21,556	6,318	41.5%	1.2%
SINGLE LOCAL TAX RATE COLLECTIONS (SLT)			17,196	20,270	3,074	17.9%	1.1%
TOTAL COLLECTIONS			1,635,710	1,871,130	235,420	14.4%	100.0%
STATE COMPTRROLLER FEES			33,057	37,726	4,669	14.1%	2.0%
NET PAYMENTS			1,602,653	1,833,404	230,751	14.4%	98.0%

* Ranked by Total of Last Fiscal Year + Current Fiscal YTD

** Businesses whose detailed sales tax data is available

N Hays Co ESD 1
TOP 100 RANK & CHANGE REPORT
Jun-23

Fiscal Year: Oct-Sep

Rank*	Company	NAICS Key	Prior	Current	Change \$	Change %
			Fiscal YTD Sales Tax	Fiscal YTD Sales Tax		
1	HHS ENVIRONMENTAL SERVICES LLC	18	169,225	148,496	(20,729)	-12.2%
2	AMAZON.COM SERVICES INC (MARKETPLACE)	9	149,363	171,809	22,446	15.0%
3	AMAZON.COM SERVICES INC.	9	103,395	107,392	3,997	3.9%
4	WACA INC.	9	51,798	61,003	9,205	17.8%
5	PATRIOT ERECTORS LLC	25	14,483	76,743	62,261	429.9%
6	VISTA WINDOWS & DOORS INC.	9	41,671	43,452	1,781	4.3%
7	SPEAKEASY TELECOMMUNICATIONS CO. LLC	4	24,111	51,996	27,885	115.7%
8	WHIM HOSPITALITY LLC	15	30,332	34,749	4,417	14.6%
9	HCOP LLC	9	22,329	19,447	(2,882)	-12.9%
10	WHIM CATERING LLC	22	18,280	21,225	2,945	16.1%
11	NEW CINGULAR WIRELESS PCS LLC	12	18,980	19,923	943	5.0%
12	BPI - BAUERLE PARTNERS INC.	18	17,058	13,917	(3,141)	-18.4%
13	TRATTORIA LISINA LLC	22	15,552	14,830	(722)	-4.6%
14	RIDENHOUR ENTERPRISES INC.	9	17,631	13,954	(3,677)	-20.9%
15	JESTER KING CRAFT BREWERY LLC	9	16,853	13,855	(2,998)	-17.8%
16	EBAY INC.	25	15,415	12,690	(2,725)	-17.7%
17	SITEONE LANDSCAPE SUPPLY LLC	8	15,358	11,819	(3,539)	-23.0%
18	PROCARE AUTOMOTIVE LLC	23	13,198	13,735	537	4.1%
19	TEXAS DISPOSAL SYSTEMS INC.	18	6,006	19,353	13,347	222.2%
20	PEDERNALES ELECTRIC COOPERATIVE INC.	3	6,477	14,064	7,588	117.2%
21	HOSPITAL HOUSEKEEPING SYSTEMS LLC	25	10,592	11,562	970	9.2%
22	MOON VALLEY NURSERY OF TEXAS LLC	9		24,102	24,102	0.0%
23	CVS PHARMACY INC.	9	10,202	10,343	141	1.4%
24	CALIBER BODYWORKS OF TEXAS INC.	23	9,231	9,876	645	7.0%
25	HHS EXCEPTIONAL HOSPITALITY LLC	25	8,670	9,718	1,048	12.1%
26	ELLIOTT ELECTRIC SUPPLY INC.	8		21,563	21,563	0.0%
27	H & H CONCRETE ON DEMAND AUSTIN LLC	25	9,253	8,285	(968)	-10.5%
28	AZSR INC	9	9,234	8,268	(965)	-10.5%
29	TARGET CORPORATION	9	8,848	8,218	(631)	-7.1%
30	TREATY OAK BREWING AND DISTILLING CO LLC	5	8,780	8,093	(687)	-7.8%
31	TELLUS EQUIPMENT SOLUTIONS LLC	8	3,395	11,112	7,716	227.3%
32	JACKSON LIGHTING SUPPLY INC.	8	8,059	7,593	(466)	-5.8%
33	ETSY INC.	9	8,042	7,811	(232)	-2.9%
34	FILO PRODUCTIONS LLC	16	5,226	9,189	3,963	75.8%
35	NORDSTROM INC.	9	7,404	6,907	(497)	-6.7%
36	DOLGENCORP OF TEXAS INC.	9	7,321	7,028	(293)	-4.0%
37	ROUTE 12 FILLING STATION LLC	22	7,009	6,819	(190)	-2.7%
38	CANYONWOOD RIDGE WEDDINGS AND EVENTS LLC	21	6,842	7,247	405	5.9%
39	ASAM RETAIL LLC	25	6,498	6,904	406	6.2%
40	CARTER FLOORS AND MORE LLC	9	8,323	5,055	(3,269)	-39.3%
41	HHS SENIOR LIVING LLC	18	6,818	6,565	(254)	-3.7%
42	ADP LLC	11	6,505	6,952	446	6.9%
43	TEXAS HUNTING AND OFF-ROAD LLC	23	6,293	7,302	1,009	16.0%
44	SPRAY FOAM SYSTEMS LLC	5	5,622	2,713	(2,909)	-51.7%
45	DRIPPING SPRINGS DIESEL & AUTOMOTIVE LLC	25	5,582	6,728	1,147	20.5%
46	BESTBUY.COM LLC	9	7,115	5,763	(1,352)	-19.0%
47	HYDE CONSTRUCTION INC.	4	4,504	7,134	2,630	58.4%
48	BLACKMAN-CLARK LLC	16	6,139	6,057	(82)	-1.3%
49	DUCHMAN LTD.	5	6,410	5,971	(439)	-6.9%
50	NAUTICAL OUTFITTERS CORP	9	4,761	5,942	1,181	24.8%
TOP 50	LARGE COMPANIES		\$ 970,192	\$ 1,141,269	\$ 171,077	17.6%

*Rank based on total of prior fiscal year plus current fiscal YTD tax.

CONFIDENTIAL INFORMATION
Not open to public. Texas Tax Code 321.3022/322.2022/323.2022
Data Source: Texas Comptroller of Public Accounts

HdL Companies
© 2023 All Rights Reserved

Rank*	Company	NAICS Key	Prior Fiscal YTD Sales Tax	Current Fiscal YTD Sales Tax	Change \$	Change %
51	BEE CAVE DRILLING INC.	4	3,698	6,846	3,148	85.1%
52	GORDON C SWENSON	9	5,512	5,319	(192)	-3.5%
53	VISTA BREWING OPERATIONS LLC	5	3,583	6,334	2,751	76.8%
54	ADF ENTERPRISES INC.	22	5,783	4,539	(1,244)	-21.5%
55	RENAISSANCE BREWING LLC	5	5,063	5,230	167	3.3%
56	D3 EQUIPMENT LLC	25	4,999	5,223	224	4.5%
57	TEJAS RENT EQUIP CORP	25	4,793	4,804	10	0.2%
58	RECON WASTE SERVICES LLC	25	3,982	5,761	1,779	44.7%
59	DIRECTV LLC	12	4,900	4,758	(142)	-2.9%
60	DRIFTWOOD ESTATE WINERY L.L.C.	5	5,213	4,302	(911)	-17.5%
61	DREAMLAND TANK TOWN LLC	21	6,357	2,652	(3,705)	-58.3%
62	WHITLOCK OPERATIONS GROUP LLC.	23	4,645	4,673	28	0.6%
63	CELLCO PARTNERSHIP DBA VERIZON WIRELESS	12	3,952	5,095	1,142	28.9%
64	SOL'STICE OUTDOORS LTD. CO.	9	4,133	4,944	812	19.6%
65	NETFLIX INC.	15	3,960	4,552	592	14.9%
66	FITZHUGH TEXAS BREWPUB LTD	5	4,071	4,351	280	6.9%
67	L & L MUFFLERS INC.	23	3,876	4,027	152	3.9%
68	MICROSOFT CORPORATION	11	3,878	4,398	520	13.4%
69	ILOGO4U LLC	25	3,276	4,067	791	24.1%
70	7-ELEVEN INC.	9	5,028	1,771	(3,257)	-64.8%
71	NEW FREEDOM AUTOMOTIVE LLC	25	3,412	4,191	779	22.8%
72	PROGRESSIVE COMMERCIAL AQUATICS INC.	4		7,451	7,451	0.0%
73	WAL-MART.COM USA LLC	9	4,177	3,543	(634)	-15.2%
74	MEMORY LANE EVENT CENTER LLC	22	4,399	2,627	(1,772)	-40.3%
75	SHUTTER GUY AUSTIN LLC	25	4,386	3,000	(1,387)	-31.6%
76	EL CAPRICO DEL REY LLC	25	3,472	3,861	389	11.2%
77	MALONE DS GP L.L.C.	23	3,533	3,710	177	5.0%
78	OLIVE COMPANY CEM INC	9	3,985	3,344	(641)	-16.1%
79	OVERSTOCK.COM INC.	9	3,164	3,677	513	16.2%
80	HCS LANDSCAPING MATERIALS LLC	9	4,069	2,511	(1,558)	-38.3%
81	BELL SPRINGS WINERY LLC	5	3,296	3,541	245	7.4%
82	FITZHUGH BREWING LLC	22	2,828	4,059	1,231	43.5%
83	KDLA INC.	23	3,094	3,429	335	10.8%
84	HUGO EDWIN AULER	5	3,669	2,931	(739)	-20.1%
85	SIRIUS XM RADIO INC.	12	3,202	3,296	94	2.9%
86	HIGHLAND HOMES-AUSTIN LLC	4	7,143	34	(7,109)	-99.5%
87	HULU LLC	11	2,795	3,866	1,071	38.3%
88	AMAZON WEB SERVICES INC.	11	2,980	3,251	271	9.1%
89	CHAPEL HIDDEN PINES HIGHLAND VILLAGE LLC	22	1,576	4,504	2,928	185.9%
90	EVENTBRITE INC	23	5,826	909	(4,918)	-84.4%
91	CKL DISTILLING LLC	5	2,501	3,338	837	33.5%
92	LULULEMON USA INC.	5	2,493	3,274	780	31.3%
93	BEST CLAIMS SERVICE L.L.C.	14	3,934	1,076	(2,857)	-72.6%
94	PERRY HOMES LLC	25	6,437	37	(6,400)	-99.4%
95	AMAZON WEB SERVICES INC. (MARKETPLACE)	11	2,111	214	(1,896)	-89.8%
96	VAPOR GENIUS LLC	8	2,680	2,828	149	5.5%
97	JOHNSTON HOLDINGS INC.	18	4,216	1,010	(3,207)	-76.1%
98	ANTHROPOLOGIE INC.	9	2,501	2,791	290	11.6%
99	RUST ELECTRICAL SERVICE INC.	4	2,066	3,068	1,002	48.5%
100	MFE ENTERPRISES INCORPORATED	5	2,541	2,548	7	0.3%
TOP 100	LARGE COMPANIES		\$ 1,163,380	\$ 1,322,834	\$ 159,454	13.7%
6,719	OTHER LARGE COMPANIES		\$ 439,897	\$ 506,471	\$ 66,574	15.1%
	SMALL COMPANIES, OTHER		\$ 15,237	\$ 21,556	\$ 6,318	41.5%
	SINGLE LOCAL TAX RATE COLLECTIONS (SLT)		\$ 17,196	\$ 20,270	\$ 3,074	17.9%
	TOTAL COLLECTIONS		\$ 1,635,710	\$ 1,871,130	\$ 235,420	14.4%

*Rank based on total of prior fiscal year plus current fiscal YTD tax.

CONFIDENTIAL INFORMATION
Not open to public. Texas Tax Code 321.3022/322.2022/323.2022
Data Source: Texas Comptroller of Public Accounts

HdL Companies
© 2023 All Rights Reserved

N Hays Co ESD 1
INDUSTRY SEGMENT RANK & CHANGE

Jun-23

Fiscal Year: Oct-Sep

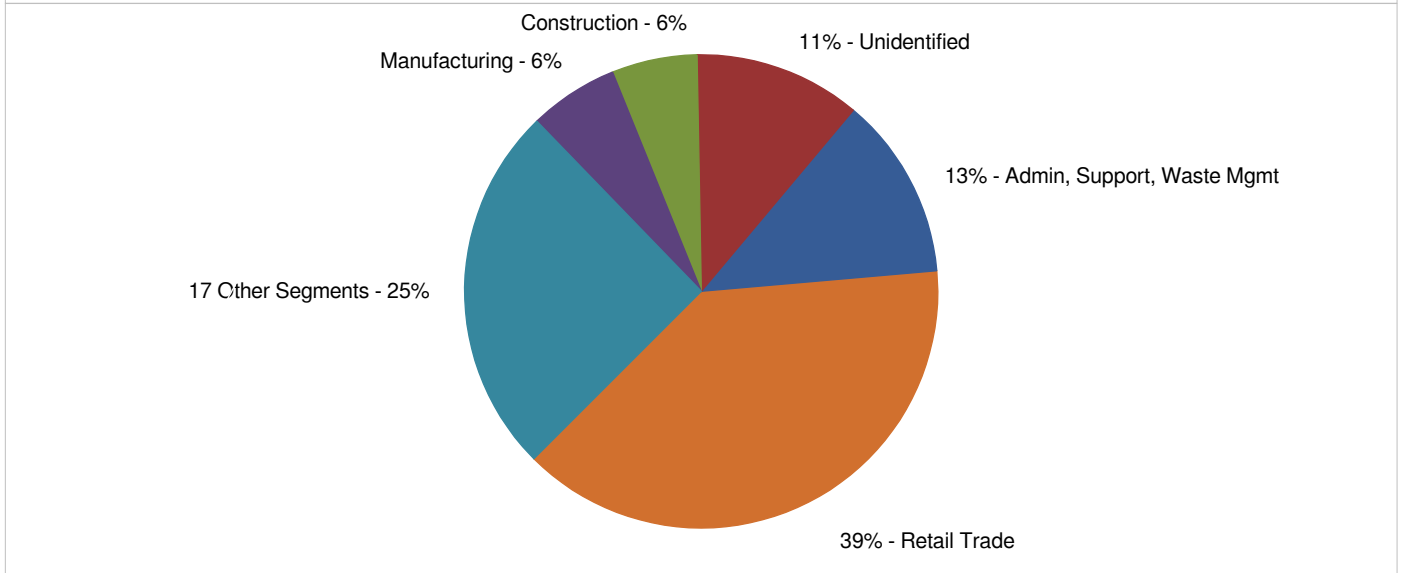
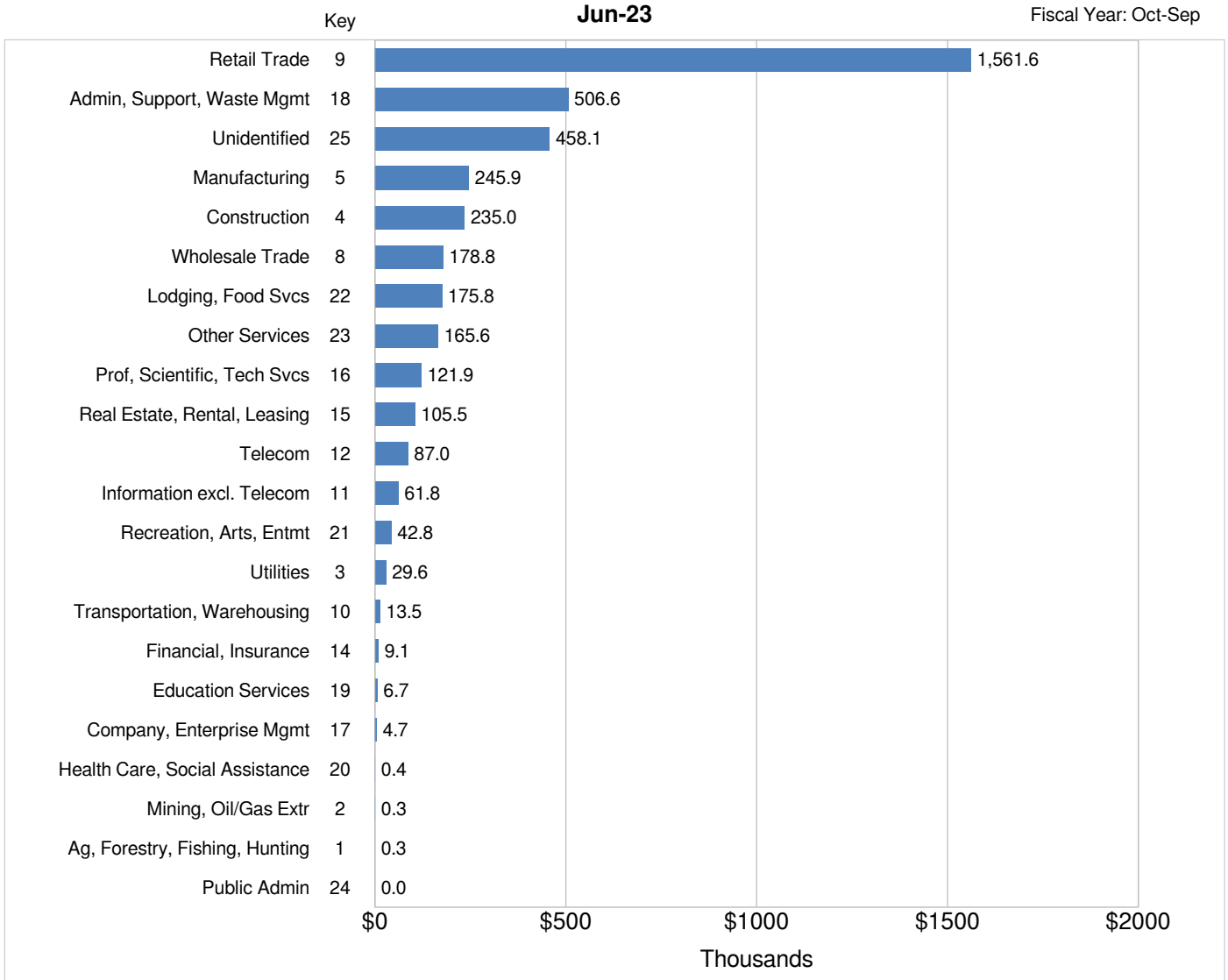
INDUSTRY SEGMENT*	% Total Current YTD Collections	Prior Fiscal YTD Sales Tax Collections	Current Fiscal YTD Sales Tax Collections	Change	
				\$	%
Retail Trade	38.0%	638,081	694,755	56,675	8.9%
Admin, Support, Waste Mgmt	11.4%	220,053	208,505	(11,548)	-5.2%
Unidentified	12.3%	156,515	225,061	68,546	43.8%
Manufacturing	6.1%	98,867	111,180	12,313	12.5%
Construction	6.6%	79,834	120,845	41,011	51.4%
Top 5	74.4%	1,193,349	1,360,346	166,997	14.0%
Wholesale Trade	5.0%	62,131	91,216	29,084	46.8%
Lodging, Food Svcs	4.2%	72,671	77,474	4,802	6.6%
Other Services	4.0%	68,504	73,856	5,352	7.8%
Prof, Scientific, Tech Svcs	3.1%	48,142	56,838	8,696	18.1%
Real Estate, Rental, Leasing	2.6%	42,892	47,519	4,627	10.8%
Information excl. Telecom	2.1%	35,472	39,207	3,734	10.5%
Telecom	2.1%	36,541	38,848	2,307	6.3%
Recreation, Arts, Entmt	1.0%	18,901	18,216	(685)	-3.6%
Utilities	0.8%	7,869	14,249	6,380	81.1%
Transportation, Warehousing	0.3%	6,079	5,847	(231)	-3.8%
Financial, Insurance	0.1%	4,998	2,217	(2,781)	-55.6%
Education Services	0.1%	2,008	2,041	34	1.7%
Company, Enterprise Mgmt	0.1%	3,204	1,043	(2,162)	-67.5%
Health Care, Social Assistance	0.0%	137	193	56	40.7%
Mining, Oil/Gas Extr	0.0%	265	51	(213)	-80.6%
Ag, Forestry, Fishing, Hunting	0.0%	106	144	38	35.7%
Public Admin	0.0%	6	0	(6)	-99.4%
All Other	25.6%	409,927	468,959	59,032	14.4%
TOTAL COLLECTIONS	100.0%	1,603,276	1,829,305	226,029	14.1%

INDUSTRY SEGMENT	% Change from same month Prior Year					
	Jan	Feb	Mar	Apr	May	Jun
Retail Trade	5.3%	12.5%	2.5%	13.6%	-2.0%	-0.5%
Admin, Support, Waste Mgmt	-11.4%	-5.3%	-11.3%	-0.4%	-13.2%	-33.2%
Unidentified	23.8%	7.2%	45.5%	49.0%	-4.3%	143.2%
Manufacturing	23.2%	31.9%	30.8%	25.2%	-28.7%	1.0%
Construction	45.0%	423.9%	57.4%	119.1%	73.3%	56.7%
All Others	15.6%	19.8%	5.8%	31.9%	-8.3%	11.4%
TOTAL COLLECTIONS	10.2%	20.3%	8.4%	23.3%	-5.3%	12.8%

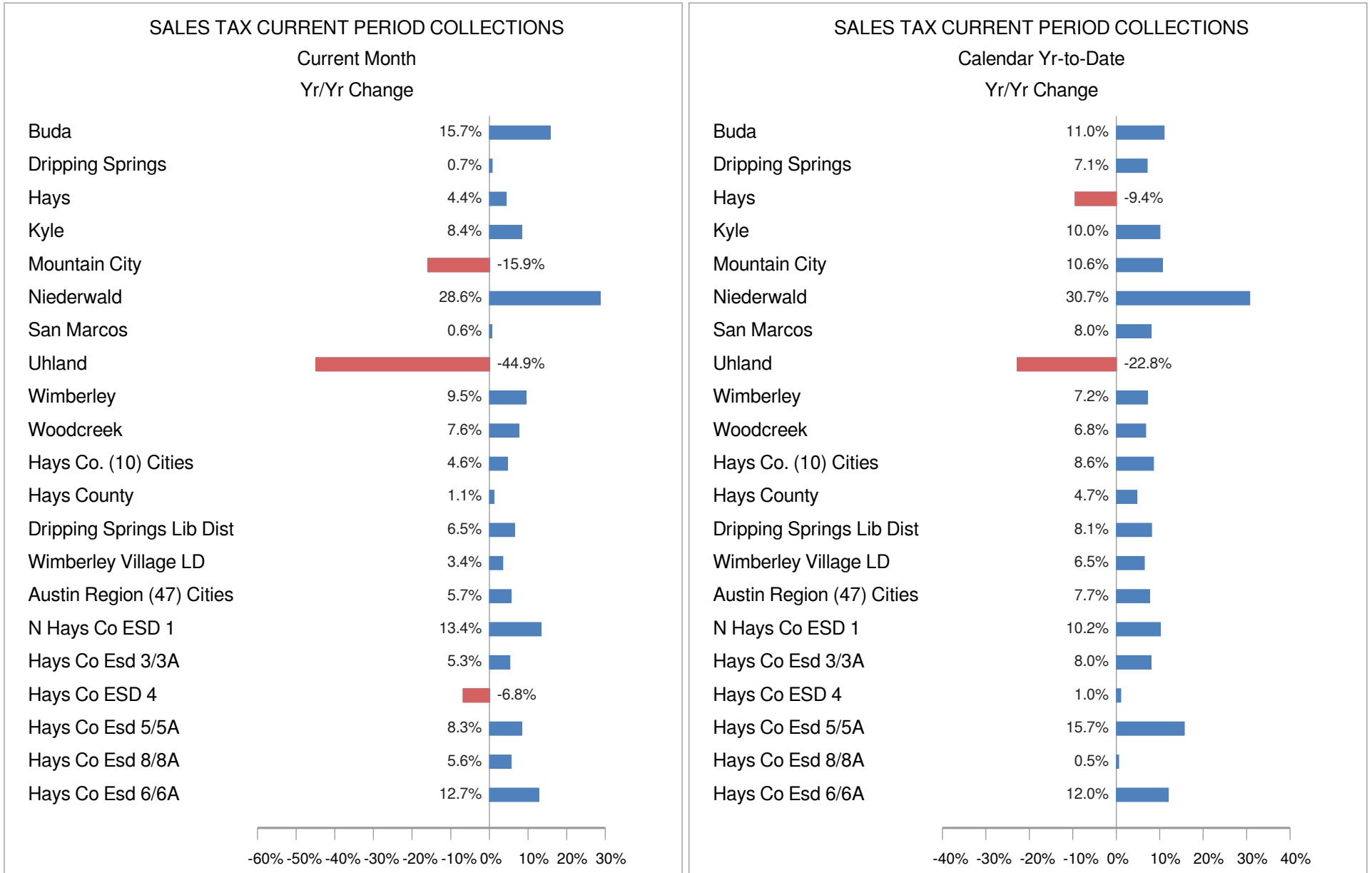
* Ranked by Current + Prior YTD Collections

HdL Companies
N Hays Co ESD 1

INDUSTRY SEGMENT SALES TAX RANK & DISTRIBUTION
(Prior Fiscal Year + Current Fiscal Year-to-Date)



SALES TAX TREND HAYS COUNTY Jun-23



NAICS KEY

Code	Industry Segment
1	Ag, Forestry, Fishing, Hunting
2	Mining, Oil/Gas Extr
3	Utilities
4	Construction
5	Manufacturing
6	Included in Key No. 5
7	Included in Key No. 5
8	Wholesale Trade
9	Retail Trade
10	Transportation, Warehousing
11	Information excl. Telecom
12	Telecom
13	Included in Key No. 11
14	Financial, Insurance
15	Real Estate, Rental, Leasing
16	Prof, Scientific, Tech Svcs
17	Company, Enterprise Mgmt
18	Admin, Support, Waste Mgmt
19	Education Services
20	Health Care, Social Assistance
21	Recreation, Arts, Entmt
22	Lodging, Food Svcs
23	Other Services
24	Public Admin
25	Unidentified

San Marcos Hays County EMS, Inc

#N/A

Statement of Earnings

For The 7 Periods Ending April 30, 2023

	Unaudited		
	Current YTD	Budget YTD	Variance
REVENUE:			
4000 CONTRACT FUNDING			
4000 CONTRACT FUNDING	1,435,791.84	1,435,791.84	0.00
TOTAL CONTRACT FUNDING	<u>1,435,791.84</u>	<u>1,435,791.84</u>	<u>0.00</u>
5000 PATIENT REVENUE			
5001 PATIENT REVENUE	617,247.08	1,054,098.85	(436,851.77)
5002 CONTRACTUAL ALLOWANCES	0.00	(512,897.63)	512,897.63
TOTAL PATIENT REVENUE	<u>617,247.08</u>	<u>541,201.22</u>	<u>76,045.86</u>
6000 OTHER INCOME			
6030 TRAINING INCOME			
TOTAL PATIENT REVENUE	<u>0</u>	<u>0</u>	<u>0.00</u>
TOTAL REVENUE:	<u>2,053,038.92</u>	<u>1,976,993.06</u>	<u>76,045.86</u>

EXPENSE:

7100 EQUIPMENT

7101 REPAIRS/MAINT-MED EQUIP	0.00	227.50	227.50
7102 MINOR MEDICAL EQUIP	9,680.38	4,550.00	(5,130.38)
7103 MECHANIC TOOLS/EQUIP	1,221.50	1,516.69	295.19
7104 MED EQUIP SUPPORT AGREEMENTS	14,370.02	13,346.69	(1,023.33)
TOTAL EQUIPMENT	25,271.90	19,640.88	(5,631.02)

7200 COMMUNICATIONS

7201 LMR SERVICES	5,586.47	4,398.31	(1,188.16)
7202 HARDWARE AGREEMENTS	6,894.71	3,033.31	(3,861.40)
7203 SOFTWARE AGREEMENTS	15,807.32	19,913.32	4,106.00
7204 COMP HARDWARE	7,762.69	2,426.69	(5,336.00)
7206 TELEPHONE	3,742.46	3,791.69	49.23
TOTAL COMMUNICATIONS	39,793.65	33,563.32	(6,230.33)

7300 GENERAL / ADMINISTRATIVE

7301 COPIER/PRINTER LEASE	776.64	758.31	(18.33)
7302 BANK FEES	1,943.26	455.00	(1,488.26)
7303 DEPRECIATION EXPENSE	30,784.52	12,225.22	(18,559.30)
7304 SUBSCRIPTIONS & DUES	803.59	455.00	(348.59)
7305 EMPLOYEE APPRECIATION	1,826.73	2,275.00	448.27
7306 LICENSES & PERMITS	84.22	303.31	219.09
7307 MEALS	1,011.54	1,001.00	(10.54)
7308 CLEANING SUPPLIES	1,304.02	606.69	(697.33)
7309 MAINTENANCE SUPPLIES	61.45	303.31	241.86
7310 OFFICE SUPPLIES	1,235.48	1,228.50	(6.98)
7311 POSTAGE & DELIVERY	709.66	303.31	(406.35)
7312 MKTG - FORMS/PRINTED MATERIAL	29.53	455.00	425.47
7313 MKTG - PROMOTION	597.29	682.50	85.21
7316 INSURANCE/BONDS	745.80	606.69	(139.11)
7318 LEASE ADMIN FEE	986.37	0.00	(986.37)
TOTAL G&A	42,900.10	21,658.84	(21,241.26)

7400 OPERATIONS

7401 LAUNDRY	373.03	2,275.00	1,901.97
7402 MEDICAL SUPPLIES	31,252.16	45,500.00	14,247.84
7403 UNIFORMS/PROTECTIVE	10,411.31	5,460.00	(4,951.31)
7404 TRAVEL-OPERATIONAL	967.17	758.31	(208.86)
7405 MEDICAL SUPPLIES - SHIPPING	879.11	227.50	(651.61)
TOTAL OPERATIONS	43,882.78	54,220.81	10,338.03

7500 PERSONNEL

7501 ADMIN REGULAR	139,089.62	136,758.44	(2,331.18)
7502 FIELD REGULAR	459,319.02	629,689.34	170,370.32
7503 TRAINING	20,960.58	27,899.83	6,939.25
7504 OVERTIME	374,654.48	353,425.10	(21,229.38)
7505 HOLIDAY	18,895.55	21,319.34	2,423.79
7506 STANDBY	2,342.73	0.00	(2,342.73)
7507 POWER TRUCK STIPEND	30,508.20	29,561.35	(946.85)
7508 PDO EXPENSE	88,844.46	114,255.54	25,411.08
7509 401K-COMPANY	46,491.44	46,982.74	491.30
7510 MED/DENTAL/LIFE INSURANCE	80,823.38	95,913.16	15,089.78
7511 WORKERS COMP	22,887.00	41,222.65	18,335.65
7512 MEDICARE-COMPANY	15,932.32	18,603.06	2,670.74
7513 SOCIAL SECURITY-COMPANY	68,124.47	68,922.07	797.60
7514 UNEMPLOYMENT TAX	2,816.87	1,709.05	(1,107.82)
TOTAL PERSONNEL	1,371,690.12	1,586,261.67	214,571.55

7600 PROFESSIONAL SERVICE FEES			
7601 PAYROLL SERVICE FEE	6,156.03	6,066.69	(89.34)
7602 BILLING SERVICE FEE	57,672.26	47,084.52	(10,587.74)
7603 COLLECTION AGENCY FEE	4,311.63	7,132.23	2,820.60
7604 CONTRACTED PROF SVCS	8,592.39	3,966.06	(4,626.33)
7605 CUST SVC SURVEY	1,296.77	2,123.31	826.54
7606 ACCOUNTING / AUDIT	7,261.07	1,516.69	(5,744.38)
7607 LEGAL FEES	4,506.56	1,365.00	(3,141.56)
7608 MEDICAL DIRECTOR	18,730.83	18,730.81	(0.02)
7609 WORKFORCE TESTING	1,100.56	1,516.69	416.13
TOTAL PROFESSIONAL SERVICE FEES	109,628.10	89,502.00	(20,126.10)
7700 FACILITIES			
7701 CABLE/INTERNET	6,555.97	4,853.31	(1,702.66)
7702 BUILDING LEASES	7,789.60	16,683.31	8,893.71
7703 BUILDING REPAIRS	1,312.11	758.31	(553.80)
7704 TRASH	549.04	758.31	209.27
7705 ELECTRIC	611.34	1,820.00	1,208.66
7706 JANITORIAL / PEST CONTROL	133.69	0.00	(133.69)
7707 STATION EQUIP/FURNITURE	1,161.54	2,275.00	1,113.46
TOTAL FACILITIES	18,113.29	27,148.24	9,034.95
7800 TRAINING			
7801 PROFESSIONAL DEVELOPMENT	7,500.59	5,308.31	(2,192.28)
7802 TRAINING TRAVEL	2,370.91	2,502.50	131.59
7803 TRAVEL MEALS	297.51	530.81	233.30
7804 TRAINING DISPOSABLE SUPPLIES	9.15	182.00	172.85
7807 TRAINING EQUIPMENT	9.67	2,275.00	2,265.33
7808 AHA & NAEMT CARDS - INTERNAL	0.53	1,516.69	1,516.16
7810 TUITION REIMBURSEMENT	0.00	15,166.69	15,166.69
TOTAL TRAINING	10,188.36	27,482.00	17,293.64
7900 VEHICLES			
7901 FUEL	29,534.20	34,125.00	4,590.80
7902 VEHICLE REPAIRS - OUTSIDE SERVICE	11,586.02	6,825.00	(4,761.02)
7903 VEHICLE REPAIRS - PARTS/SUPPLIES	8,606.70	9,858.31	1,251.61
7906 TIRES	3,106.34	3,033.31	(73.03)
7907 OIL & FILTER CHANGE	4,808.44	0.00	(4,808.44)
7908 CONTRACTED SERVICES	8,283.70	455.00	(7,828.70)
7909 VEHICLE REGISTRATION	(31.41)	75.81	107.22
7910 VEH & LIAB INSURANCE	45,881.70	31,850.00	(14,031.70)
7911 VEHICLE PARTS - FREIGHT	184.58	106.19	(78.39)
7912 A/C & GENERATOR PARTS	1,929.81	0.00	(1,929.81)
7913 SHOP SUPPLIES	1,087.78	1,516.69	428.91
7914 FLUIDS	1,972.89	985.81	(987.08)
TOTAL VEHICLES	116,950.75	88,831.12	(28,119.63)
TOTAL OPERATING EXPENSES	1,778,419.05	1,948,308.88	169,889.83
EARNINGS (LOSS) FROM OPERATIONS	274,619.87	28,684.18	245,935.69
8000 NON OPERATING EXPENSES			
8100 INTEREST INCOME/EXPENSE	10,351.93	0.00	(10,351.93)
TOTAL NON OPERATING EXPENSES	10,351.93	0.00	(10,351.93)
NET EARNINGS (LOSS) FOR PERIOD	264,267.94	28,684.18	235,583.76

D.4 District Administrator Report

Construction Update

- RR12

Retaining Wall behind Bays



Retention Pond Retaining Walls



-
- Heritage Oaks

Retention Pond



Admin Bldg. Pad



Facilities

- Station 71 - Overhead Door #1 malfunctioning – TexDoor responded on Saturday, May 27 and diagnosed the problem. Follow-up work continued the following week. Motor required replacing. Door is now operating normally.
- Medic 69 – Septic backed up. Driftwood Gold Development pumped it out the next day and sent a cleaning crew to sanitize the shower and bathtub. M69 relocated for a day and a half.
- Joint Station 69 with ESD 6 – Since April 28, 2022 Meeting Chief Collard and I have been meeting to determine what the site at 18161 FM 150 requires, estimated costs, and site plan development. The site was not vacated until late summer of 2022. The following items have been identified:
 - Site plan development – location of quarters and parking.
 - Bay building is in need of environmental remediation. Once that is completed one or more bays will be in need of widening.
 - Paving will be required around the entire site. Waiting for completion of site plan before getting estimate on cost.
 - A well is required. The previous tenant used rainwater collection.

- Living quarters are needed, possibly manufactured homes, one for each entity. Researching if an alarm, hood system, and sprinklers will be required by the Hays County Fire Marshal. Also researching what, if any, ADA compliance changes are required.
- Westnet alerting system is required. Waiting for final decision on quarters before requesting an estimate from Westnet.
- On site septic needs evaluation for capacity.
- Wastewater may be available through the Driftwood Golf Development. Waiting to get a complete cost estimate to see what the Golf Development may be willing to provide.
- Researching if TXDOT will require any roadway or driveway changes.
- Site drainage – researching if any excavation will be required to accommodate rainwater runoff after the quarters and paving are complete .
- Station 71 – Alerting System. Westnet is moving into the production phase. A timeline for installation has not yet been determined.

New Ambulances & Vehicle Maintenance

- Expected completion of new ambulances now moved to the second week of July.

Legislature

- HB1775 was left pending in Senate Committee on Local Government. John tells us it is very unlikely to be taken up in the special session.